



Sector for Immigration

# BOSNIA AND HERZEGOVINA MIGRATION PROFILE for the year 2016

Area : **51,209 km<sup>2</sup>**

Total length of border: **1,604 km**

Total number of border crossing points: **83**



# Contents

Summary .....	7
I INTRODUCTION .....	11
1. Sources and Methodology for Data Gathering, Classification and Processing .....	12
2. Data Availability and Quality.....	13
3. Level of Compliance with Regulation (EC) No 862/2007 .....	14
4. Conducted consultations .....	14
II BiH MIGRATION PROFILE .....	15
1. Visas.....	15
1.1. Visas Issued by the BiH DCMs .....	15
1.2. Visas Issued at the Border .....	18
2. Refusal of Entry and Illegal Border Crossings.....	21
2.1. Refusal of Entry to BiH.....	22
2.2. Discovered Illegal State Border Crossings.....	26
3. Temporary and Permanent Residence of Aliens .....	29
3.1. Temporary Residence .....	29
3.2. Permanent Residence .....	35
4. Illegal Migration and Measures Undertaken against Aliens.....	38
4.1. Revocation of Residence.....	40
4.2. Orders of Deportation.....	41
4.3. Placing Aliens under Surveillance .....	42
4.4. Forcible Removal of Aliens from BiH .....	43
5. Return of Irregular Migrants .....	43
5.1. Voluntary Return of BiH Nationals to BiH with IOM Assistance .....	43
5.2. Voluntary Return of Aliens from BiH to their Countries of Origin with Assistance of IOM and Service for Foreigner's Affairs (SFA).....	46

5.3. Admission and Return under Readmission Agreements.....	50
5.3.1. Admission and Return under the Readmission Agreements .....	50
5.3.2. Admission under the Readmission Agreement with the Republic of Croatia .....	52
5.4. Independent Voluntary Return of Aliens from BiH.....	54
6. International Protection (Asylum).....	56
7. Work Permits Issued to Aliens .....	63
8. Acquiring BiH Citizenship .....	66
9. Emigration from Bosnia and Herzegovina.....	68
9.1. Overall assessment of migration flows .....	68
9.2. Number of emigrants.....	71
9.3. Status of emigrants.....	73
9.4. Remittances .....	75
10. BiH Immigration Policy, Legal and Institutional Framework.....	78
ANNEXES .....	87



## Summary

Migration Profile of Bosnia and Herzegovina (hereinafter: the BiH Migration Profile) resulted from the need to establish: a mechanism for gathering statistical data on migration and international protection; a system for processing migration statistics; and a system for timely and adequate reporting on migration flows in BiH. This document aims to provide the BiH Council of Ministers with an insight into key migration trends, as well as to be the basis for the Ministry of Security when developing good policies and adopting relevant regulations. This document also enables for a more comprehensive insight into migration trends in BiH for the international organisations active in the field of migration.

By creating and annually updating the BiH Migration Profile, we fulfilled an obligation stemming from the European Commission's **Visa Liberalisation Road Map** presented to BiH authorities in June 2008. Its part on "Migration management" required *"a setup and application of a mechanism for monitoring of migration flows; definition of a regularly updated migration profile for Bosnia and Herzegovina, with the data on both illegal and legal migration; and determination of a body responsible for monitoring and analysis of data on migration stocks and flows."*

A comprehensive fulfilment of the Road Map requirements, including the Migration Profile, ultimately resulted with the **citizens of Bosnia and Herzegovina** being granted the visa free regime as of **15 December 2010**.

The first BiH Migration Profile was adopted at the BiH Council of Ministers' session held on 24<sup>th</sup> September 2009. Its development was preceded by "The Analysis of Measures Necessary To Set A Mechanism For The Monitoring Of Migration Flows And Define A Migration Profile For Bosnia and Herzegovina" that included legal, institutional and organisational framework for gathering migration statistics in BiH, as well as an overview of European and international standards and practices in the area of migration statistics. For the purpose of setting up and applying a mechanism for monitoring of migration flows and annual update of the BiH Migration Profile, the BiH Council of Ministers issued the Decision to formalise the instruments for gathering and exchanging statistics as well

as to oblige the competent institutions and agencies to submit relevant data through 34 predefined tables with the parameters necessary for the Migration Profile and monitoring of migration flows in BiH. This Decision defined the type and structure of required statistical data on migration and international protection as well as imposed an obligation for the BiH institutions to gather statistics on migration and international protection within their competences that would be submitted to the Ministry of Security by 31 January for the preceding year. In line with the Decision, the 2016 Migration Profile rests on statistical data submitted by the following institutions: the Ministry of Foreign Affairs (Sector for International, Legal and Consular Affairs), the Ministry of Human Rights and Refugees (Sector for Emigration), the Ministry of Civil Affairs (Sector for Citizenship and Travel Documents), the BiH Labour and Employment Agency, the BiH Ministry of Security (Sector for Immigration), the BiH Ministry of Security (Sector for Asylum), the BiH Ministry of Security (Service for Foreigners' Affairs), and the BiH Ministry of Security (The BiH Border Police).

The data submitted by institutions and agencies underwent quantitative and qualitative analysis. Additional sources were also consulted in form of annual reports of individual institutions and agencies to receive qualitative information needed for interpretation of migration statistics and trends. The data underwent quantitative and qualitative processing to include the major migration flows for the past 10 years, thus covering the period from 2007 to 2016, with comparative indicators for all migration flows in 2015 and 2016. The BiH Migration Profile for the year 2016 was compiled based on the processed and analysed available data.

The BiH Migration Profile for the year 2016 contains the following data: visas, refusal of entry and illegal border crossings, temporary and permanent residence of aliens, illegal migrations and measures undertaken against aliens, return of irregular migrants, international protection (asylum), work permits issued to aliens, acquiring the BiH citizenship, emigration from BiH, as well as the BiH immigration policy, legal and institutional framework.

Observed migration flow trends:

## 1. Visas

### 1.1 Visas issued by the BiH DCMs

In 2016, Diplomatic-Consular Missions of BiH issued 22,862 visas, which is an increase by 34.72% when compared to 2015 with 16,970. An annual overview of visas issued from 2007 to 2009 shows a constant decreasing trend until the year of 2010, as a starting point of a constant increase in the number of issued visas to peak in 2016.

### 1.2. Visas Issued at the Border

In 2016, 66 visas were issued at the BiH border, which is a decrease by 45 % when compared to 2015 with 120 visas issued at the border. An annual overview as of 2007 shows a trend of constant decrease in number of visas issued at the BiH border, the only exception being the year of 2015.

## 2. Refusal of Entry and Illegal Border Crossing

### 2.1. Refusal of Entry to BiH

In 2016, 2,243 aliens were refused entry to BiH by the BiH Border Police, which is a decrease by 7.77% in comparison to 2015 having refused 2,432 entries.

### 2.2. Discovered Illegal State Border Crossings

In 2016, the number of discovered illegal state border crossings in BiH was 218 (141 illegal entries and 77 illegal exits from BiH), which is an increase by 21.79% in comparison to 2015 with 179 discovered illegal border crossings.

## 3. Temporary and Permanent Residence of Aliens

### 3.1. Temporary Residence

In 2016, 11,519 temporary residences were granted to aliens in BiH, which is by 8.82% lesser than in 2015 when 12,633 temporary residence permits were issued. An annual overview starting with the year of 2007 shows a trend of constant increase in number of issued temporary residence permits, with the exception of years of 2011 and 2016, when a mild decrease was recorded.

### 3.2. Permanent Residence

In 2016, 799 permanent residences were granted to aliens in BiH, which is an insignificant decrease by 1.11% in comparison to 2015, when 808 permanent residences were approved.

## 4. Illegal Migration and Measures Undertaken against Aliens

### 4.1. Revocation of Residence

The number of revoked non-visa or temporary residences in 2016 was 508, which is a decrease by 24% in comparison to 2015, when 670 non-visa or temporary residences were revoked. As for revocation of permanent residences in 2016, a decrease of 17.46% was noted due to 52 revoked residences, whereas the year of 2015 marks 63 such revocations.

### 4.2. Expulsion Orders

Number of expulsion orders in 2016 amounted to 418, thus showing an increase by 42.18% in comparison to 2015 with a total number of 294 expulsion orders. Also, in 2016, there were 31 issued decisions on revocation of non-visa or temporary residences with a measure of deportation.

### 4.3. Placing Aliens under Surveillance in the Immigration Centre

In 2016, a total of 311 aliens were placed under surveillance in the Immigration Centre, which represents a significant increase of 61.14% in comparison to 2015 having 193 aliens under surveillance.

### 4.4. Forcible Removal of Aliens from BiH

In 2016, 18 conclusions on the execution of expulsion decisions were issued, whereas the year of 2015 marks five such decisions.

## 5. Return of Irregular Migrants

### 5.1. Voluntary Return of BiH Nationals to BiH with IOM Assistance

In 2016, 148 nationals of Bosnia and Herzegovina voluntarily returned to BiH with the assistance of IOM, whereas the total number of persons returned to BiH in this manner in from 2007 to 2016 amounts to 1,021 BiH national.

### 5.2. Voluntary Return of Aliens from BiH to Countries of Origin with Assistance of IOM and the Service for Foreigners' Affairs

During past five years, IOM did not organize a single voluntary return of aliens from BiH to the country of their origin through an AVR program due to lack of funds. However, a total of 841 aliens were returned from BiH to their country of origin from 2007.

In 2016, the Service for Foreigners' Affairs conducted voluntary returns from BiH for a total of 246 aliens, while in 2015 that number was 179. In the period from 2012 to 2016, the Service for Foreigners' Affairs was responsible for return of 913 foreign nationals from BiH.

### **5.3. Admission under Readmission Agreements**

In 2016, a total of 1,939 BiH nationals were admitted under Readmission Agreements, out of which 878 BiH national was admitted under ordinary Readmission Request, while 1,061 person was announced in accordance with Article 6 of the Agreement between BiH and the European Community on Readmission of Persons with Illegal Stay, where: 711 cases were conducted via the BiH Ministry of Security's Sector for Immigration, and 350 cases were sent directly to the BiH Border Police.

Under the Readmission Agreement with the Republic of Croatia, year of 2016 marks 105 third country nationals admitted to BiH, which is a number significantly higher than in previous year with 42 foreign nationals.

## **6. International Protection (Asylum)**

In 2016, 79 persons sought international protection (asylum) in BiH, while in 2015 that number was 46. In the period from 2007 to 2016, a total of 1,180 persons applied for asylum in BiH.

## **7. Work Permits Issued to Aliens**

In 2016, 2,628 work permits were issued to aliens, which represents an increase by 6.61% when compared to 2015 with 2,465 issued work permits.

## **8. Acquiring the BiH Citizenship**

In 2016, 682 persons were granted BiH citizenship, which represents an increase by 6.40% in comparison to 2015; the majority of persons granted BiH citizenship were the nationals of Serbia and Croatia (98.53%).

## **9. Emigration from BiH**

The Ministry of Human Rights and Refugees of Bosnia and Herzegovina (MHRR) made an estimate grounded on available official data that were provided by statistical agencies of receiving countries and diplomatic and consular missions of Bosnia and Herzegovina, stating that the total number of persons originating from Bosnia and Herzegovina (including second and third generation of BiH emigrants) reached a number of at least 2 million of persons.



# I INTRODUCTION

Creation of the Migration Profile of Bosnia and Herzegovina (hereinafter: the BiH Migration Profile) was defined by the Road Map for Visa Liberalisation under “The Migration management” section as one of requirements for abolishing the visa regime for citizens of Bosnia and Herzegovina.

The main purpose of a Migration Profile is to compile relevant statistical data and information necessary to enable a state to develop and apply its migration policy.

Aiming to set and implement a mechanism for monitoring of migration flows that is annually updated within a Migration Profile of Bosnia and Herzegovina, the BiH Council of Ministers formalised the instruments for gathering and exchanging statistics by its Decision that obliged the relevant institutions and agencies to submit the data within their competences on 34 predefined tables containing the parameters necessary for the Migration Profile and monitoring of migration flows in BiH.

At the proposal of the Ministry of Security, the BiH Council of Ministers passed its Decision on 24 September 2009 on submission to the Ministry of Security the statistical data on migration and international protection (“The BiH Official Gazette” No. 83/09). This Decision defined the type and structure of statistical data on migration and international protection and obliged the BiH institutions to gather statistics on migration and international protection within their competences, as well as to submit such data to the Ministry of Security by 31 January for the preceding year. The submitted data on migration and international protection is gathered, processed and analysed by the Sector for Immigration with a purpose to monitor migration flows and perform regular annual updates of the BiH Migration Profile, including the data on regular and irregular migration.

Creation of the Migration Profile is a task of the Unit for Analysis, Strategic Planning, Surveillance and Training functioning within the Ministry of Security’s Sector for Immigration. Its task is to compile migration statistics, process the data and develop reports for various purposes. It should be noted that the Unit requires further development in terms of its capacities for monitoring migration flows and producing

specialist analyses and reports in the field of immigration, as well as in defining migration policy that is aligned with relevant standards and the needs of Bosnia and Herzegovina.

## 1. Sources and Methodology for Data Gathering, Classification and Processing

The sources and methodology for gathering of data stem from the Decision on the obligation to submit statistical data on migration and international protection to the Ministry of Security (“The BiH Official Gazette” No. 83/09).

The data is sourced from following designated institutions, organisations and agencies: the Ministry of Foreign Affairs - data on visas issued by the BiH DCMs; the BiH Border Police - data on refusals of entry to BiH, illegal border crossings and visas issued at the border; the Service for Foreigners’ Affairs - data on residence of aliens in BiH, measures undertaken against aliens in BiH, as well as readmission of aliens and stateless persons; the Ministry of Security’s Asylum Sector - data on international protection; the Ministry of Security’s Sector for Immigration - data on readmission of BiH nationals and IOM-assisted voluntary returns; the Ministry of Civil Affairs - data on granted BiH citizenships; the Ministry of Human Rights and Refugees’ Sector for Emigration - data on the emigration of BiH nationals and the diaspora; and the BiH Labour and Employment Agency - data on work permits for aliens in BiH.

As the method for data gathering, the Decision defined 34 tables to be filled in by the above institutions and organisations responsible for implementation of the Law on Aliens and the Law on Asylum in BiH. The tables include data on country of citizenship and birth, gender and age, as well as other parameters relevant for the procedures and decisions relating to the movement and stay of aliens and asylum in BiH throughout the year of 2016. Aiming to create a comprehensive mechanism for monitoring migration flows and defining the BiH Migration Profile, the same methodology was also used to create tables on granted BiH citizenships, emigration of BiH nationals, voluntary return and work permits issued to aliens in BiH. The tables were created in line with European and international standards, where a special attention was given to *Regulation (EC) No 862/2007 of the European Parliament and of the Council of 11 July 2007 on Community statistics on migration and international protection and repealing Council Regulation (EEC) No 311/76 on the compilation of statistics on foreign workers*, which obliges its member states to ensure that the reporting on migration flows and international protection is harmonised with UN and IOM models of migration profiles.

As provided by the aforementioned Regulation, competent authorities for migration and international protection in BiH were provided with tables containing the following classifications: citizenship, country of birth, gender and age groups.

Upon receipt of tables filled out by relevant institutions, organisations and agencies, a quantitative and qualitative analysis of the submitted data was conducted. Annual reports made by individual institutions and organisations were also used as additional sources of qualitative information needed for interpretation of migration statistics and trends. The major migration flows during past 10 years (from 2007 to 2016) underwent

a quantitative and qualitative data processing together with comparative indicators defined for all migration flows in 2015 and 2016. The BiH Migration Profile for the year of 2016 is a result of available data that have been processed and analysed.

The data on the size of Bosnia and Herzegovina and the total length of the state borders were taken from “The Integrated Border Management Strategy of Bosnia and Herzegovina for the period 2015-2018”. The source for the total number of border crossings in BiH was “The Decision on Determination of Border Crossings in BiH” number 52/12 issued by the Council of Ministers on 03 May 2012 („The BiH Official Gazette” No. 39/12) and the Agreement between the Republic of Croatia and Bosnia and Herzegovina on Border Crossings, concluded when Croatia entered the European Union.

## 2. Data Availability and Quality

An analysis of submitted data led to a number of conclusions relating to its availability and quality. The majority of institutions, organisations and agencies managed to deliver the basic data by the assigned deadline.

The analysis showed that the majority of competent authorities keep operative and detailed records on aliens and procedures relating to aliens in BiH; yet, the records are not fully compliant with statistical monitoring of migration flows, state of migration and international protection, or statistical reporting defined by European standards. For these reasons, the competent authorities were not in position to promptly obtain the data from their records and simply include it into provided tables, but were mostly in position to calculate relevant data to in a manner that was not sufficiently automatic. The majority of competent authorities were able to submit the data disaggregated per country of origin (or birth), age and gender, but not in all cases.

The data that was available to the BiH Border Police, the Service for Foreigners’ Affairs, the Asylum Sector, and the BiH Labour and Employment Agency and submitted to the Sector for Immigration comply with the Decision on the obligation to submit statistical data on migration and international protection to the Ministry of Security (“The BiH Official Gazette” No. 83/09).

The Ministry of Civil Affairs submitted the data on granted citizenships that were compiled from Entity institutions – the Federal Ministry of Internal Affairs and the Ministry of Administration and Local Self-Governance of the Republic of Srpska – in accordance with the above Decision.

In the absence of a mechanism for gathering data on the BiH emigration, this type of data could not be disaggregated by age or gender. The data gathered through the BiH diplomatic-consular missions and the BiH diaspora organisations/associations active in foreign countries could only be treated as estimates given that no records on BiH nationals living abroad are kept by either of them. In part relating to the “BiH Emigration”, the BiH Ministry for Human Rights and Refugees grounded its analysis of emigration partially on these estimates, as well as on official data on BiH nationals kept by competent institutions of the host countries.

Notwithstanding certain shortcomings in terms of the completeness of submitted data, their quality was satisfactory. The data gathered through predefined tables, Annual Reports on the Work of the Service for Foreigners' Affairs and the BiH Border Police, as well as the Analysis of the BiH Ministry for Human Rights and Refugees' Sector for Emigration enabled for an adequate analysis of migration flows and drafting of the BiH Migration Profile for the year 2016. **This Migration Profile is the ninth annual Migration Profile of BiH completed so far.**

### 3. Level of Compliance with Regulation (EC) No 862/2007

*Regulation (EC) No 862/2007 of the European Parliament and of the Council of 11 July 2007 on Community statistics on migration and international protection and repealing Council Regulation (EEC) No 311/76 on the compilation of statistics on foreign workers* served as a framework for defining the European standard for gathering statistical data on migration and international protection. This regulation set the year of 2008 as the first reference year for data gathering and obliged EU member states to submit the data required by the Regulation to Eurostat. The Regulation provides the basic definitions and procedures related to migration and international protection. The Regulation, also, foresaw for the first reference year the possibility of submitting data as per definitions foreseen in member state legislations, provided that they inform Eurostat on any differences compared to the definitions in the Regulation.

Given that “*The Analysis of Measures Required for Set up of a Mechanism for Monitoring of Migration Flows and Defining the Migration Profile for Bosnia and Herzegovina*” provided a detailed analysis of the Regulation 862/2007, BiH followed its concrete recommendations for harmonising the BiH legal framework with this Regulation, as was the case with the Rulebook on the Central Database on Aliens. It, therefore, can be considered that the BiH legal framework for keeping migration statistics is in line with the principles of Regulation 862/2007.

### 4. Conducted consultations

The Draft of the BiH Migration Profile had been sent for opinions, remarks and suggestions of all institutions, organisations and agencies that took part in its development through submission of relevant data. Upon receipt of opinions, remarks and suggestions, the Draft BiH Migration Profile for the year 2016 was revised and submitted to the Security Minister for approval and subsequent referral to the BiH Council of Ministers for its adoption.

The Council of Ministers of Bosnia and Herzegovina, at its 98<sup>th</sup> session held on 12 April 2017, adopted the BiH Migration Profile for the year 2016.

## II BiH MIGRATION PROFILE

### 1. Visas

A visa is a permit for crossing a state border that enables entry and stay in the country during the period specified by the visa, as well as transit across the territory of BiH provided that the holder fulfils the relevant requirements. As a general rule, the alien is obliged to obtain a visa prior to arriving at a BiH border crossing point, unless he/she is a citizen of a country whose citizens do not require a visa for entry to BiH. Visas are issued by the Ministry of Foreign Affairs through Diplomatic and Consular Missions of BiH (hereinafter: the BiH DCMs). In exceptional cases stipulated by the Law on Aliens (hereinafter: the Law), a visa may be issued at border by the BiH Border Police.

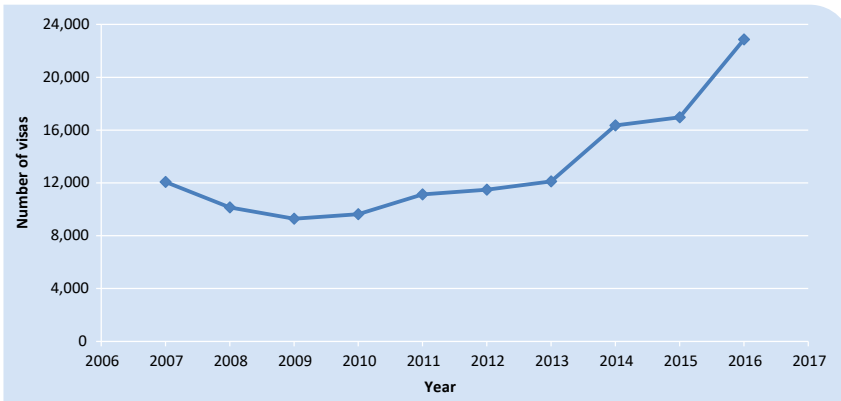
#### 1.1. Visas Issued by the BiH DCMs

Based on the information submitted by the Ministry of Foreign Affairs, below is a table with accompanying graph demonstrating the number of visas issued per year with a brief analysis of observed trends.

**Table 1. Total number of visas issued from 2007 to 2016**

Year	2007	2008	2009	2010	2011	2012	2013	2014	2015	2016
Visas	12,071	10,139	9,284	9,623	11,126	11,482	12,107	16,351	16,970	22,862

### Graphic overview of visas issued from 2007 to 2016



Analysis of data on the number of visas issued by BiH DCMs in the presented period evidence their steady decreasing trend from 2007 to 2009 due to introduced application of the visa stickers. A significant drop is also evident in the year 2008 as compared to 2007 as a direct consequence of Romania and Bulgaria becoming the EU member states (as of 1 January, 2007), so its nationals were no longer required to obtain a visa for entry to BiH as per the Decision of the BiH Council of Ministers<sup>1</sup>, which entered into force on 28 June 2007. A considerable drop in the number of visas issued in the DCMs continued in 2009, which is a result of adopted Decision of the BiH Council of Ministers on Visas<sup>2</sup> which entered into force on 24 December 2008. After 2009, a continuous increase in the number of issued visas has been recorded. When compared to 2015, the year 2016 marks an increase in the number of issued visas by 34.72%.

In order to define current state of affairs related to visas, we hereby present the comparative indicators on the number of visas issued during 2015 and 2016 for the countries whose nationals had been issued the greatest number of visas for entry into BiH, along with a brief analysis of the observed parameters.

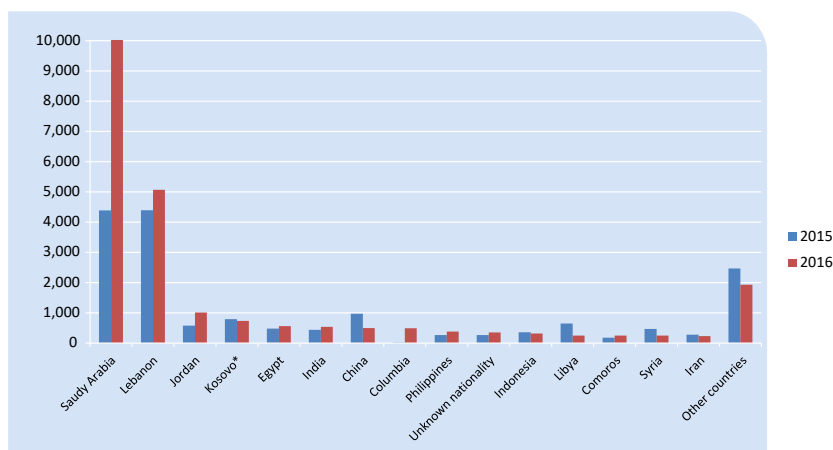
1 Decision on Amendments to the Decision on defining countries whose nationals are exempt from the visa regime for entry, exit or transit through the territory of BiH ("The BiH Official Gazette", No. 8/08).

2 Decision on Visas ("The BiH Official Gazette", No. 100/08)

**Table 2. Total number of visas issued in 2015 and 2016 disaggregated by country**

No.	Country	2015	2016	%
1	Saudi Arabia	4,386	10,023	128.52%
2	Lebanon	4,390	5,066	15.40%
3	Jordan	577	1,011	75.22%
4	Kosovo* <sup>3</sup>	793	734	-7.44%
5	Egypt	478	557	16.53%
6	India	438	537	22.60%
7	China	971	497	-48.82%
8	Columbia	14	488	3,385.71%
9	Philippines	264	382	44.70%
10	Unknown nationality	266	350	31.58%
11	Indonesia	359	316	-11.98%
12	Libya	647	250	-61.36%
13	Comoros	178	246	38.20%
14	Syria	465	246	-47.10%
15	Iran	276	231	-16.30%
16	Other countries	2,468	1,928	-21.88%
<b>Total</b>		<b>16,970</b>	<b>22,862</b>	<b>34.72%</b>

**Graphic overview of visas issued in 2015 and 2016 disaggregated by country**



Analysis of data on the number of visas issued by the BiH DCMs in 2016 and 2015, which were disaggregated by countries of origin with greatest number of visas for entry to BiH, showed a decrease in the number of visas issued to nationals of Libya, China and the Syrian Arab Republic. In 2016, a significant increase in number of issued visas for the nationals of Columbia, Saudi Arabia, Jordan, Palestine, and Lebanon was observed than it was the case in 2015. A significant increase in the number of visas issued to the nationals of Saudi Arabia resulted from tourism and intensified activities on organizing business conferences. There have also been a large number of issued visas for nationals of Lebanon due to growing interest of its nationals for religious tourism and visits to Medjugorje. A significant number of visas were also issued to nationals of China based on their work in

<sup>3</sup> This designation is without prejudice to positions on status, and is in line with UNSCR 1244 and the ICJ Opinion on the Kosovo Declaration of Independence.

BiH. According to the data submitted by the BiH Ministry of Foreign Affairs, the number of visa applications received in 2016 was 23,173. Out of all applications received in the last year, 22,862 (98.66%) were positively resolved.

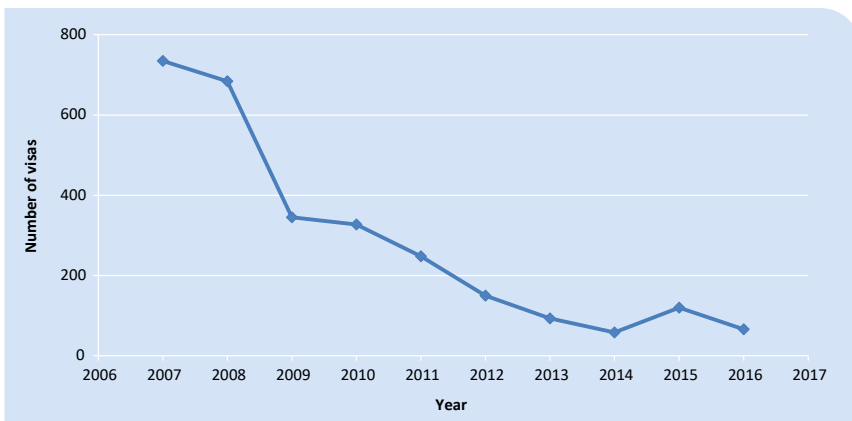
## 1.2. Visas Issued at the Border

In exceptional cases, the BiH Law on Aliens provides that the BiH Border Police may issue visas at the border if so required by security of BiH, as well as humanitarian, serious professional or personal reasons. Thus, the BiH Border Police may issue a short-stay visa (C Visa) for a single entry up to 15 days or an airport transit visa (A Visa).

**Table 3. Total number of visas issued at the BiH border from 2007 to 2016**

Year	2007	2008	2009	2010	2011	2012	2013	2014	2015	2016
Visas	735	684	345	327	248	150	93	58	120	66

**Graphic overview of visas issued at the BiH border from 2007 to 2016**



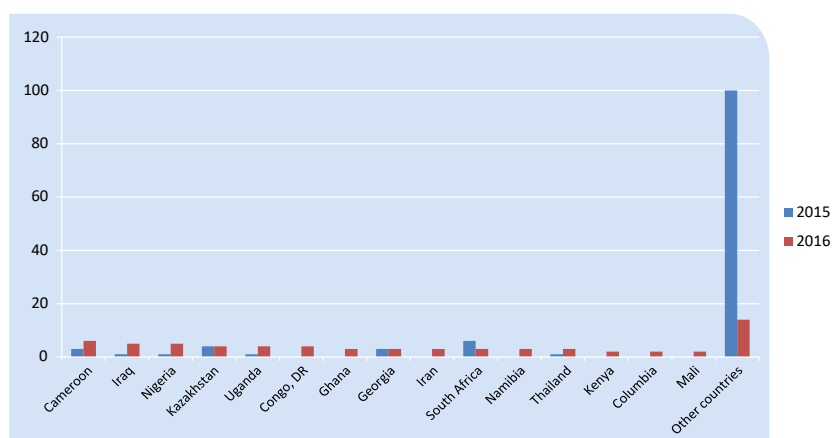
Analysis of the data on number of visas issued at the border in the presented period showed a manifestly decreasing trend of visas issued at the border as of 2007, so it can be concluded that we have managed to reduce the number of such visas as the goal set by one of the EU requirements. The achieved indicators resulted from the development of the DCR network, development of the legal framework stipulating that the border visas were only to be issued in exceptional cases defined by the Law, and its consistent application by the BiH Border Police.

To define current situation of visas issued at the border, we present the comparative indicators of the number of visas issued during 2015 and 2016 for countries whose nationals were issued the greatest number of visas for entry to BiH. For a more comprehensive interpretation, the data are accompanied with a brief analysis of observed parameters, where the changes made to legislation were also taken into consideration.



**Table 4. Total number of visas issue at the border in 2015 and 2016 disaggregated by country**

No.	Country	2015	2016	%	No.	Country	2015	2016	%
1	Cameroon	3	6	100.00%	9	Iran	-	3	-
2	Iraq	1	5	400.00%	10	South Africa	6	3	-50.00%
3	Nigeria	1	5	400.00%	11	Namibia	-	3	-
4	Kazakhstan	4	4	0.00%	12	Thailand	1	3	200.00%
5	Uganda	1	4	300.00%	13	Kenya	-	2	-
6	Congo, DR	-	4	-	14	Columbia	-	2	-
7	Ghana	-	3	-	15	Mali	-	2	-
8	Georgia	3	3	0.00%	16	Other countries	100	14	-86.00%
						<b>Total</b>	<b>120</b>	<b>66</b>	<b>-45.00%</b>

**Graphic overview of visas issued in 2015 and 2016 disaggregated by country**


In 2015, visas issued at the border significantly increased (by 106.98%) to reach a number of 120 visas, all being C visas issued by the Border Police Unit at the Sarajevo Airport. Though the last decade recorded a continuous decreasing trend of issued border visas that stretched until 2014, the situation changed in 2015 in a previously described manner. If compared to 2015, the year of 2016 marks another significant decrease by 45% in number of issued visas and concerns 66 visas. Keeping in mind the general requirement and principle of reducing the number of visas issued at border crossing points, BiH can report on constant decrease in the number of visas issued at the border from 2007 to 2014. According to the Annual Report on Activities of the BiH Border Police for 2016<sup>4</sup>, 62 visas were issued at the international border crossing point of the Sarajevo Airport, three at international border crossing point of the Banja Luka Airport, and one visa issued by the BiH Border Police Unit in Zvornik. In 2015, 7 cases of visa annulment were recorded and concerned 4 nationals of the Dominican Republic, 1 national of India and 2 nationals of Jordan. In 2016, 3 visas of nationals of Sri Lanka were annulled.

4 The BiH Border Police "Report on Activities of the BiH Border Police for 2016" Sarajevo, January 2017, p. 20

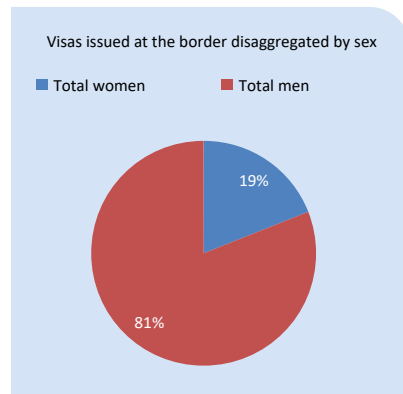
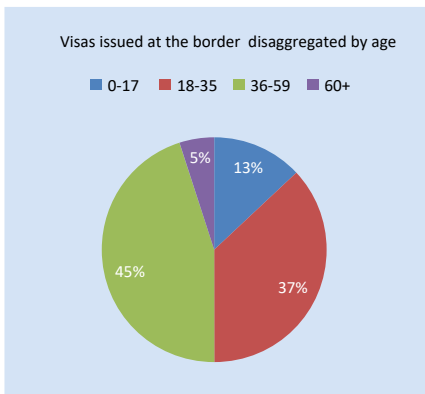
In terms of the most frequent countries of origin whose nationals had been issued visas at the BiH border, data for 2016 show that the greatest number of visas was issued to aliens from Cameroon, Iraq, Nigeria, Kazakhstan and Uganda, while visas issued at the border for nationals of Armenia and Algeria significantly decreased.

As for the gender structure, statistical data for 2016 illustrate that more visas were issued to men (67%) than to women (33%), and that both cases mostly concern the persons aged between 36 and 59 years (59%), as evidenced by the graphs below.

**Table 5. Structure of visas issued at the border by age and sex disaggregated by nationality for 2015**

	Armenia	Algeria	Peru	Bahrain	South Africa	Other countries (out of a total of 34)	Total
0-17	0	4	0	1	0	2	7
18-35	0	1	1	4	0	4	10
36-59	1	2	0	1	0	2	6
60+	0	0	0	0	0	0	0
<b>Total woman</b>	<b>1</b>	<b>7</b>	<b>1</b>	<b>6</b>	<b>0</b>	<b>8</b>	<b>23</b>
0-17	0	5	0	1	0	3	9
18-35	16	1	4	0	2	11	34
36-59	9	5	4	0	4	26	48
60+	0	1	0	0	0	5	6
<b>Total men</b>	<b>25</b>	<b>12</b>	<b>8</b>	<b>1</b>	<b>6</b>	<b>45</b>	<b>97</b>
<b>Total by nationality</b>	<b>26</b>	<b>19</b>	<b>9</b>	<b>7</b>	<b>6</b>	<b>53</b>	<b>120</b>

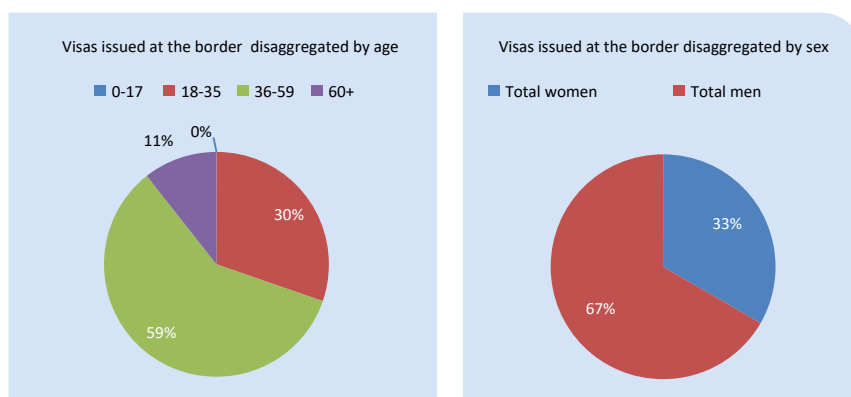
**Graphic overview of the total number of visas issued at the border for 2015 disaggregated by age and sex**



**Table 6. Structure of visas issued at the border by age and sex disaggregated by nationality for 2016**

	Cameroon	Iraq	Nigeria	Kazakhstan	Uganda	Other countries (out of a total of 28)	Total
0-17	0	0	0	0	0	0	0
18-35	1	0	0	0	0	7	8
36-59	3	0	0	1	0	9	13
60+	0	0	0	0	0	1	1
<b>Total woman</b>	<b>4</b>	<b>0</b>	<b>0</b>	<b>1</b>	<b>0</b>	<b>17</b>	<b>22</b>
0-17	0	0	0	0	0	0	0
18-35	0	2	1	1	3	5	12
36-59	2	3	4	2	1	14	26
60+	0	0	0	0	0	6	6
<b>Total men</b>	<b>2</b>	<b>5</b>	<b>5</b>	<b>3</b>	<b>4</b>	<b>25</b>	<b>44</b>
<b>Total by nationality</b>	<b>6</b>	<b>5</b>	<b>5</b>	<b>4</b>	<b>4</b>	<b>42</b>	<b>66</b>

**Graphic overview of the total number of visas issued at the border for 2016 disaggregated by age and sex**



## 2. Refusal of Entry and Illegal Border Crossings

Refusal of entry is a legal measure implemented by the BiH Border Police only with respect to such aliens and stateless persons who attempt to legally cross the BiH state border and enter BiH, without fulfilling the entry requirements stipulated by the Law. If so the case, the BiH Border Police refuses entry to such persons and, in line with the provisions of the Law, issues a decision on refusal of entry. The alien or stateless person may appeal this decision before the Ministry of Security, though an appeal does not provide the ground for his/her entry to BiH.

Illegal border crossing entails persons detected in an attempt to illegally cross the BiH state border to enter or exit BiH. Such persons may be nationals of BiH, aliens or stateless persons.

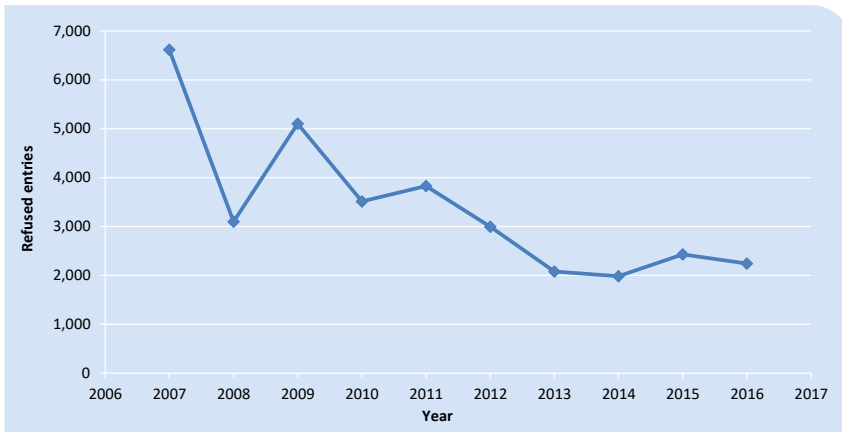
## 2.1. Refusal of Entry to BiH

An alien not meeting the general requirements for entry to Bosnia and Herzegovina under Articles 19 and 25 of the Law on Aliens, or not being a subject to an international agreement or decision on entry under special conditions may be refused entry to BiH.

**Table 7. Total number of refusals of entry at the BiH border from 2007 to 2016**

Year	2007	2008	2009	2010	2011	2012	2013	2014	2015	2016
Refusals of entry	6,618	3,102	5,103	3,514	3,830	2,998	2,079	1,987	2,432	2,243

**Graphic overview of refusals of entry into BiH from 2007 to 2016**

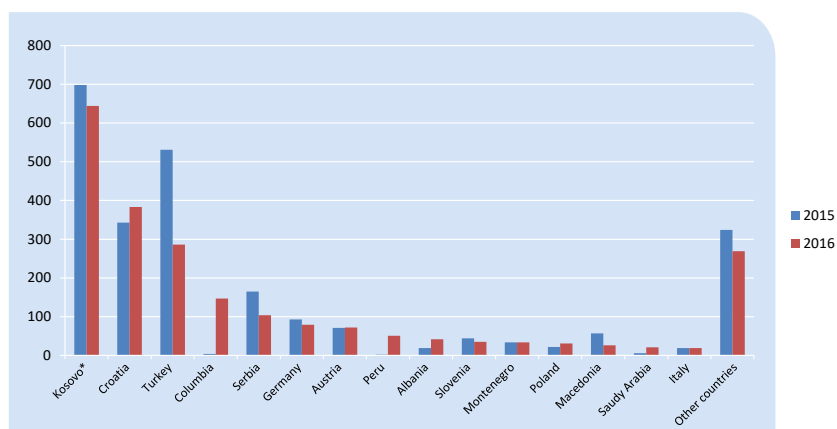


An analysis of data on refusals of entry at the border within the presented period shows that the parameters have evident and constant decrease as of 2009. During 2008, the number of refusals of entry to BiH was more than halved in comparison to 2007. In the period from 2011 to 2014, there has been noted a continuous decrease of the number of refused entries at the border, whereas this number mildly increased in 2015 and 2016. In 2016, the number of refused entries at the border is lesser by 7.77% than in 2015 that registered 2,243 refused entries.

To define current situation in this field, we hereby present comparative indicators on the number of refused entries in 2015 and 2016 for 15 countries with the greatest number of decisions on refusal of entry to BiH, along with a brief analysis of observed parameters.

**Table 8. Total number of refusals of entry at the border in 2015 and 2016 disaggregated by country**

No.	Country	2015	2016	%
1	Kosovo*	698	644	-7.74%
2	Croatia	343	383	11.66%
3	Turkey	531	286	-46.14%
4	Columbia	4	147	3,575.00%
5	Serbia	165	104	-36.97%
6	Germany	93	79	-15,05%
7	Austria	71	72	1.41%
8	Peru	2	51	2,450.00%
9	Albania	19	42	121.05%
10	Slovenia	44	35	-20.45%
11	Montenegro	34	34	0.00%
12	Poland	22	31	40.91%
13	Macedonia	57	26	-54.39%
14	Saudi Arabia	6	21	250.00%
15	Italy	19	19	0.00%
16	Other countries	324	269	-16.97%
Total		2,432	2,243	-7.77%

**Graphic overview of refusals of entry at the BiH border in 2015 and 2016 disaggregated by country**

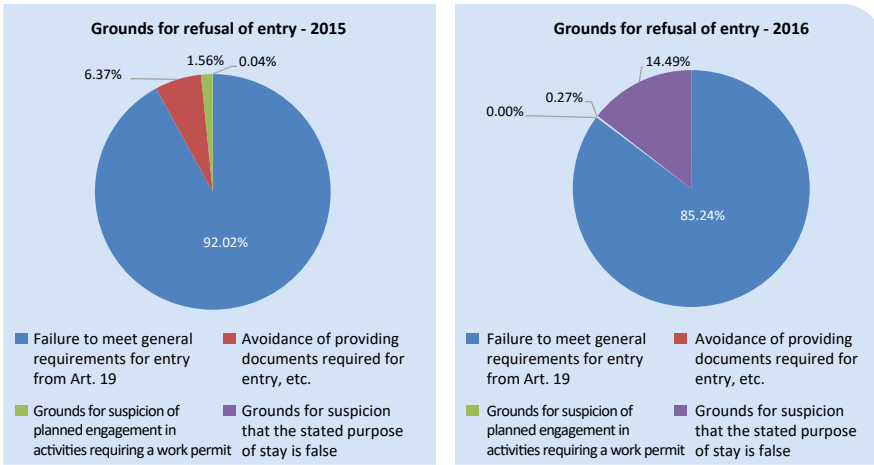
In 2016, the greatest number of refused entries to BiH pertained to Kosovo\* (644), Croatia (383), Turkey (286), Columbia (147) and Serbia (104) amounting to 69.73% of the total number of refused entries to BiH. When concerning the nationality of the persons refused entry to BiH, the BiH Border Police' Report on Work reveal that: holders of a travel document bearing indication of Kosovo\* were mostly refused entry due to lack of a valid travel document or non-possession of a visa; nationals of Croatia and Serbia due to lack of a valid travel document; nationals of Turkey due to inability to evidence the purpose of intended stay and lack of sufficient means of subsistence; and nationals of Columbia due to non-possession of a visa.

It should be noted that 2016 marks a decrease in the number of refused entries for nationals of Moldova (94%), Kazakhstan (53%), Macedonia (54%), Turkey (46%), and Serbia (37%). The same period also marks significant increase in number of refused entries for nationals of Columbia and Peru. During 2016, 2,243 aliens were refused entry to BiH, out

of which - 1,829 at the BiH land border, and 414 at international airports. Reasons for refusing entry of foreign nationals to BiH concerned: lack of a valid travel document (54.53%); non-possession of a visa for entry, stay, transit or granted residence in BiH under the Law (25.50%); inability to evidence or provide information on the purpose of intended stay (11.86%); lack of sufficient means of subsistence, including health insurance (3.57%); threat to security of BiH, public peace and order, public health of BiH or international relations (1.52%); existing measure of deportation, cancellation of stay or prohibition of entry to the BiH territory (1.07%) and other reasons (1.95%).<sup>5</sup>

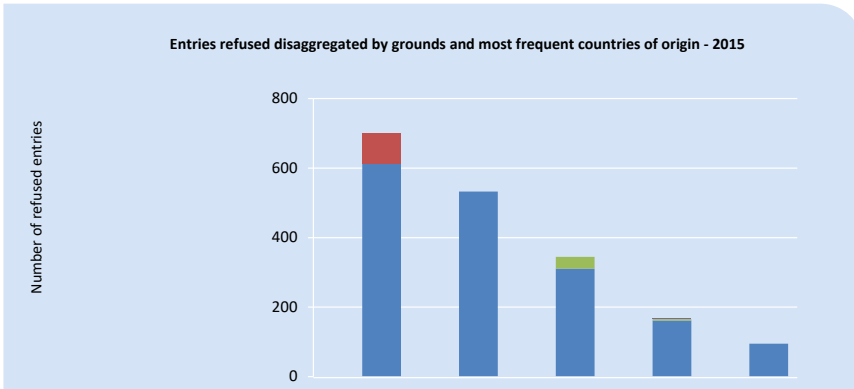
Majority of refused entries at the border were caused by non-possession of a valid travel document and non-possession of a visa.

**Graphic overview of refusals of entry by reason for refusal of entry for 2015 and 2016**

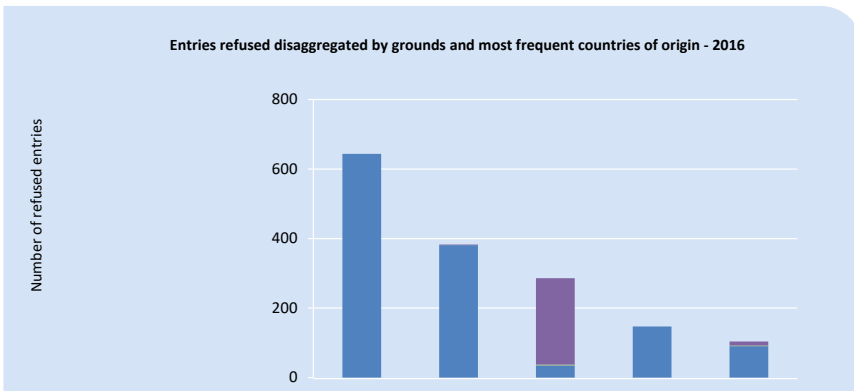


5 The BiH Border Police, "Report on Activities of the BiH Border Police in 2016", Sarajevo, January 2017, p. 12

**Graphic overview of the number of refusals of entry by reason and most frequent nationalities for 2015 and 2016**



	Kosovo*	Turkey	Croatia	Serbia	Germany
Grounds for suspicion that the stated purpose of stay is false	0	0	0	1	0
Grounds for suspicion of planned engagement in activities requiring a work permit	0	0	34	4	0
Avoiding of border control	87	0	0	0	0
Failure to meet entry requirements	611	531	309	160	93



	Kosovo*	Croatia	Turkey	Columbia	Serbia
Grounds for suspicion that the stated purpose of stay is false	0	2	249	0	12
Grounds for suspicion of planned engagement in activities requiring a work permit	0	0	2	0	2
Avoiding of border control	0	0	0	0	0
Failure to meet entry requirements	644	381	35	147	90

## 2.2. Discovered Illegal State Border Crossings

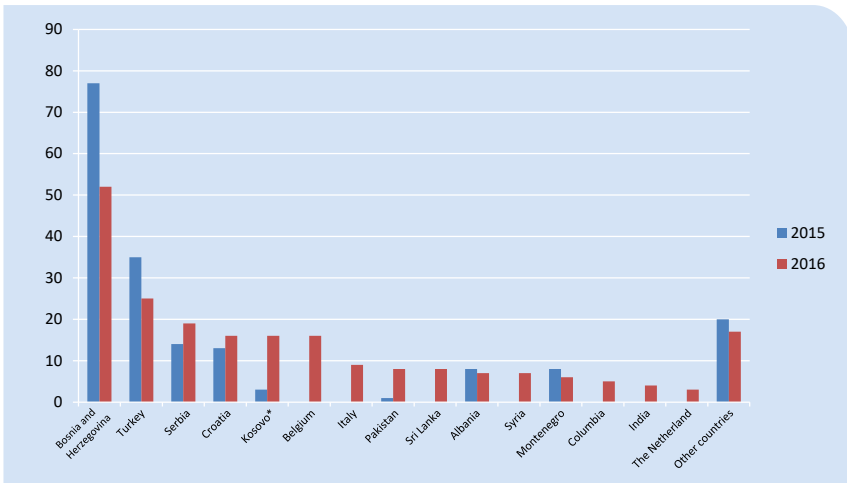
Illegal border crossings entail persons discovered in an attempt to illegally cross the BiH state border to enter or exit BiH at a border crossing point or elsewhere along the border. Such persons may be nationals of BiH, aliens or stateless persons.

During 2015, a total of 179 persons were discovered in an attempt to illegally cross the BiH border, whereas the year of 2016 records an increase by 21.79% that encompasses 218 persons.

**Table 9. Discovered illegal border crossings in 2015 and 2016 disaggregated by nationality**

No.	Country	2015	2016	%
1	BiH	77	52	-32.47%
2	Turkey	35	25	-28.57%
3	Serbia	14	19	35.71%
4	Croatia	13	16	23.08%
5	Kosovo*	3	16	433.33%
6	Belgium	-	16	-
7	Italy	-	9	-
8	Pakistan	1	8	700.00%
9	Sri Lanka	-	8	-
10	Albania	8	7	-12.50%
11	Syria	-	7	-
12	Montenegro	8	6	-25.00%
13	Columbia	-	5	-
14	India	-	4	-
15	The Netherland	-	3	-
16	Other countries	20	17	-15.00%
<b>Total</b>		<b>179</b>	<b>218</b>	<b>21.79%</b>

**Graphic overview of discovered illegal border crossings in 2015 and 2016 disaggregated by country**

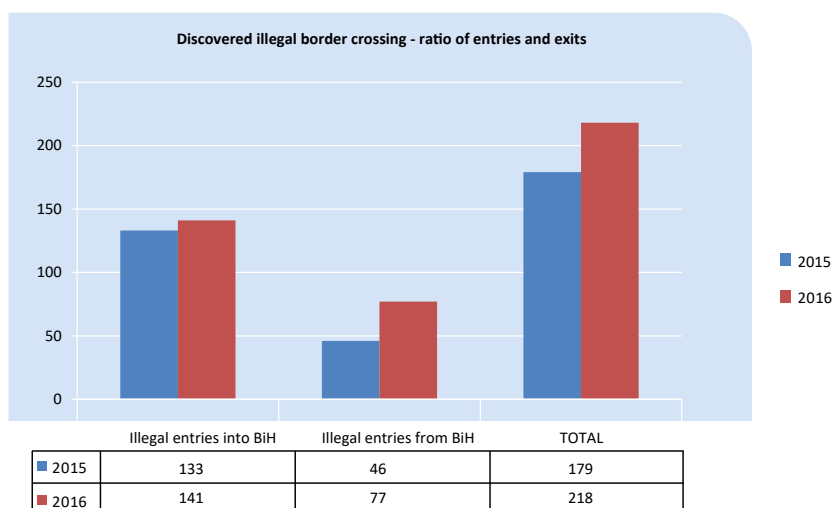


According to available data, majority of discovered illegal border crossings pertain to nationals of BiH. With respect to aliens, the greatest number concerns the nationals of Turkey, Serbia, Croatia and Kosovo\*. Analysis of the available data showed that 24% of the total discovered illegal crossings in 2016 pertained to nationals of BiH, which is considerably lower than in 2015 having 43%. Also, a significant drop was observed in the



number of discovered illegal crossings of the state border by nationals of Turkey (29%). According to the data on total number of entries and exits stemming from the Report on the Activities of the BiH Border Police in 2016 “at border crossing points, 45 persons (17 entering + 28 exiting) were registered while attempting an illegal crossing of the state border, while 173 persons (124 entering + 49 exiting) were registered away from a border crossing point (border area)”<sup>6</sup>; during 2015, “at border crossing points, 43 persons (36 entering + 7 exiting) were registered while attempting an illegal crossing of the state border, while 136 persons (97 entering + 39 exiting) were registered away from a border crossing point (border area)”<sup>7</sup>. The above data indicate a tendency of an increase in the number of illegal border crossings away from the border crossing points.

### Graphic overview of illegal entries and exits of illegal state border crossings



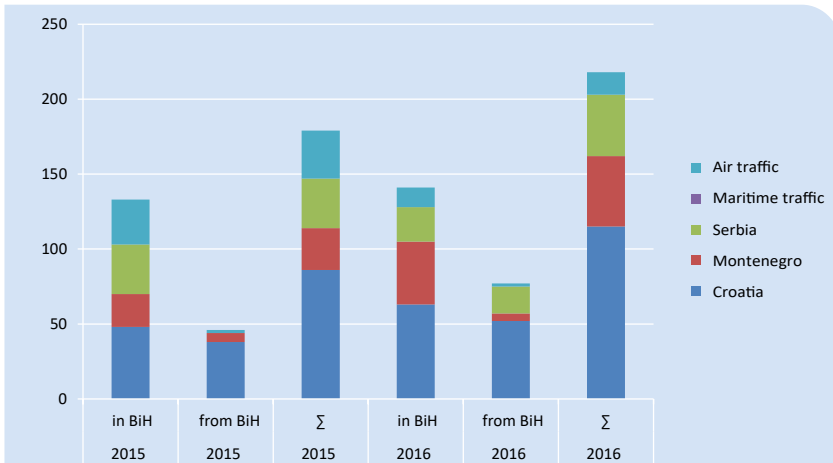
In 2015, illegal exits accounted for 25.79% of the total number of persons discovered in an attempt to illegally cross the state border (179), while in 2016 this percentage concerned 35.32% of the total number of persons discovered in an attempt to illegally cross the state border (218). As for the land border, information from the BiH Border police indicate prevailing number of illegal crossings (entries and exits) registered away from border crossing points.

6 The BiH Border Police, “Report on Activities of the BiH Border Police for 2016”, Sarajevo, January 2017, p. 16  
 7 The BiH Border Police, “Report on Activities of the BiH Border Police for 2015”, Sarajevo, January 2016, p. 13

Table 10. Discovered illegal border crossings in 2015 and 2016 disaggregated by type of border

Country	2015 into BiH	2015 out of BiH	2015 $\Sigma$	2016 into BiH	2016 out of BiH	2016 $\Sigma$	% into BiH	% out of BiH	%
Croatia	48	38	86	63	52	115	31.25	36.84	33.72
Montenegro	22	6	28	42	5	47	90.91	-16.67	67.86
Serbia	33	0	33	23	18	41	-30.30	-	24.24
Maritime traffic	0	0	0	0	0	0	-	-	-
Air traffic	30	2	32	13	2	15	-56.67	0.00	-53.13
Total	133	46	179	141	77	218	6.02	67.39	21.79

Graphic overview of discovered illegal border crossings in 2015 and 2016 disaggregated by type of border



An analysis of available data on the number of discovered illegal border crossings in BiH disaggregated by type of border and countries sharing borders with BiH, the year of 2016 registers 203 persons discovered in attempt to illegally cross the land border, which is an increase by 38% in comparison to 2015 when 147 illegal crossings were discovered along the border. Also, a considerable decrease of illegal border crossings at international airports was noted (53.13%), so in 2016 there were 15 persons detected while attempting to illegally cross the border, while in 2015 there were 32 such persons.

The analysis revealed a significant increase in attempted illegal crossings of borders shared with Montenegro (67.86%), Croatia (33.72%) and Serbia (24.24%). Out of 47 persons discovered in an attempt to illegally cross the state border with Montenegro, 89% concerned the illegal entries to BiH, and 11% concerned the illegal exits from BiH. Out of 115 persons discovered in an attempt to illegally cross the state border with Croatia, 55% concerned the illegal entries to BiH and 45% concerned the illegal exits from BiH. Out of 41 persons discovered in an attempt to illegally cross the state border with Serbia, 56% concerned the illegal entries to BiH and 44% concerned the illegal exits from BiH.

According to the data from the BiH Border Police, the greatest number of illegal exits was recorded on the border with the Republic of Croatia and accounts for 68% of all persons discovered in an attempt to illegally cross the state border out of the country. This indicates that illegal migrants mainly opt to leave BiH along this part of the border.

The presented indicators and comparative analysis of this field indicate that good results were achieved in the past two years, so it can be concluded that such situation is the result of activities conducted by the BiH Border Police and their work on countering illegal migrations.

### 3. Temporary and Permanent Residence of Aliens

Applications for approval of residence are to be submitted to a BiH DCM or authorised organizational unit of the Service for Foreigners' Affairs, in person or by a legal representative if a person is lacking legal capacity, not later than 15 days prior to the expiration of a long-term residence visa (D Visa) or non-visa residence or extended temporary residence (provided that the extension of temporary residence rests on the same grounds) or permanent residence. Additional to an application, an alien is obliged to provide his/her biometric data. An application for approval or extension of temporary residence resting on any ground whatsoever is decided upon by the Service for Foreigners' Affairs within 90 days from the day of submission of a valid application via a BiH DCR or within 60 days from submission of an application directly to the competent organisational unit of the Service for Foreigners' Affairs. In case an application is approved, the alien is provided with a notification on approved application and granted temporary residence. In case of a temporary residence resting on employment with a work permit or Blue Card, the alien is issued a Decision on approved temporary residence and the approval of temporary residence.

#### 3.1. Temporary Residence

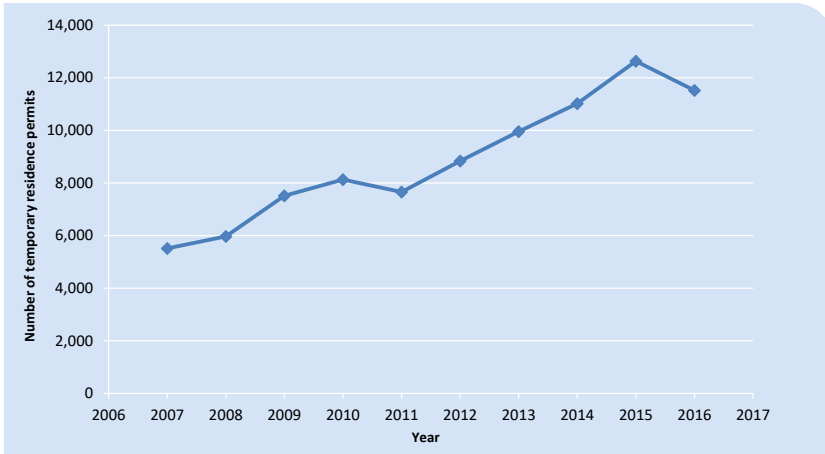
Temporary residence is granted for a period of up to one year, provided that the validity of the alien's passports extends for at least three months past the granted term of temporary residence.

As provided by the Law on Aliens that came into force in November 2015, temporary residence may be issued to an alien who intends to reside or is residing in BiH on grounds of: family reunification, education, humanitarian reasons, employment based on a work permit, employment without a work permit, or other justified reasons. Approval of temporary residence may exceptionally rest on ownership of immovable property, if established that the alien has effective connections with BiH.

Temporary residence on humanitarian grounds for cases under Article 58 paragraph (2) Indent a) of the Law on Aliens (Temporary residence on humanitarian grounds) is granted for a period of up to six months.

**Table 11. Total number of issued temporary residence permits by year from 2007 to 2016**

Year	2007	2008	2009	2010	2011	2012	2013	2014	2015	2016
Temporary residence	5,513	5,971	7,512	8,131	7,661	8,838	9,953	11,022	12,633	11,519

**Graphic overview of issued temporary residence permits by year from 2007 to 2016**

Good quality of legislation and already established centralised institutional framework introduced an order into the area of movement and stay of aliens in BiH. Period from 2007 to 2010 marks a continuous increase of constant intensity, and leads to the conclusion that movement and stay of aliens within this period has been put under control of authorized bodies. Even though the year of 2011 records a mild decrease in the number of issued temporary residence permits by 5.78%, the years to follow show an increasing trend in the number of issued temporary stay permits so the year of 2015 reached the increase of 14,62%. The year of 2016 marks a decrease in number of issued temporary residence by 8.82% as compared to the previous year “majorly due to ceased approval/extension of temporary residences of aliens employed at construction of thermal power station “Stanari” and a highway section between Tarcin and Srajevo”<sup>8</sup>.

Until 1 October 2006, the matters pertaining to the status of aliens were within the competence of Departments for Aliens functioning within Cantonal Ministries of Interior, Ministry of Interior of the Republic of Srpska, and the Brcko District Police, respectively, where the authorities had different approach in resolving the issues within this field. Following the establishment of the Service for Foreigners’ Affairs as an administrative organisation with operative independence within the BiH Ministry of Security, a significant progress was made towards more efficient migration management in Bosnia and Herzegovina by way of a unanimous approach of all the Service’s organisational

8 The BiH Service for Foreigners’ Affairs, “Report on Work of the Service for Foreigners’ Affairs in 2016”, Sarajevo, January 2017

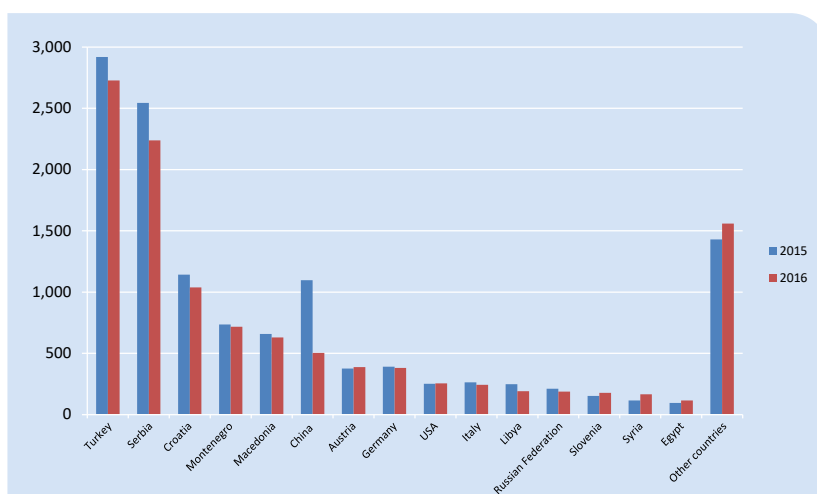
units in treating issues foreseen by the Law on Aliens, and especially with the use of the operative capacities of the Service in combating illegal migration.

In order to define current situation in terms of issuance of temporary residence permits, we present the indicators of the numbers of issued temporary residence permits (initial approval or extension of residence permit) during 2015 and 2016.

**Table 12. Number of issued temporary residence permits in 2015 and 2016 disaggregated by country**

No.	Country	2015	2016	%
1	Turkey	2,919	2,727	-6.58%
2	Serbia	2,544	2,239	-11.99%
3	Croatia	1,142	1,038	-9.11%
4	Montenegro	736	718	-2.45%
5	Macedonia	658	629	-4.41%
6	China	1,097	503	-54.15%
7	Austria	376	388	3.19%
8	Germany	391	381	-2.56%
9	USA	252	255	1.19%
10	Italy	263	244	-7.22%
11	Libya	248	191	-22.98%
12	Russian Feder.	212	187	-11.79%
13	Slovenia	153	177	15.69%
14	Syria	116	166	43.10%
15	Egypt	96	116	20.83%
16	Other countries	1,430	1,560	9.09%
Total		12,633	11,519	-8.82%

**Graphic overview of issued temporary residence permits in 2015 and 2016 disaggregated by country**



An analysis of aggregate parameters shows that the year of 2016 marks a decrease in the number of temporary residence permits by 8.82% when compared to 2015.

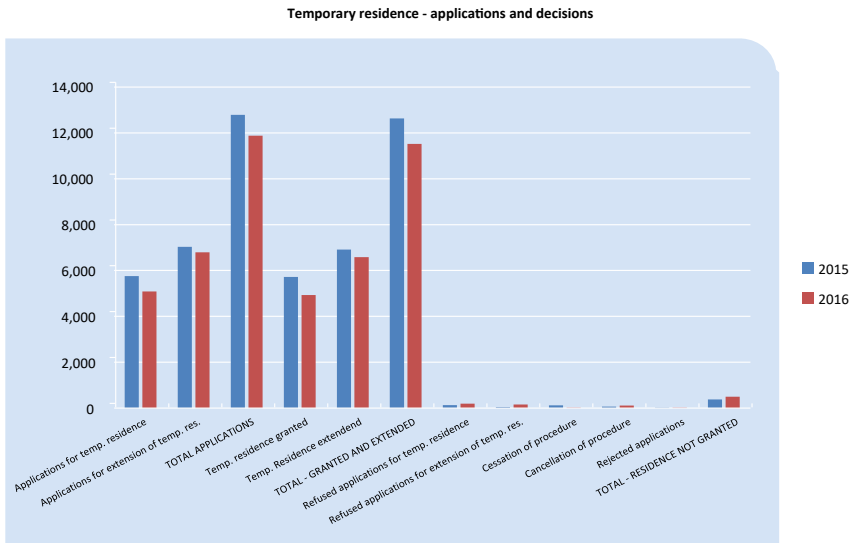
Of the total number of issued temporary residence permits in 2016, the greatest number concerned the nationals of Turkey (2,727), Serbia (2,239), Croatia (1,038), Montenegro (718), Macedonia (629), and China (503) covering 68% of the total number of issued permits.

An analysis of percentage of comparative parameters shows a considerable decrease in number of temporary residences issued to the nationals of China, as well as a decrease in the number of temporary residences issued to the nationals of all the leading countries of origin, though the number of issued permits for nationals of Syria, Egypt, and Slovenia increased.

One can note a continuity of the six most frequent countries of origin whose nationals were granted or extend temporary residences. These countries are: Turkey, Serbia, Croatia, Montenegro, Macedonia, and China. These six countries of origin account for 70% of all persons granted temporary residence in BiH during 2015 and 2016.

In 2016, there were 5,086 initial applications for temporary residence and 6,791 applications for renewal of temporary residence amounting a total of 11,877 submitted applications, which is by 7.14% lesser in 2015 with 12,790 submitted applications, out of which 5,755 were the initial applications for temporary residence and 7,035 applications for renewal/extension of temporary residence.

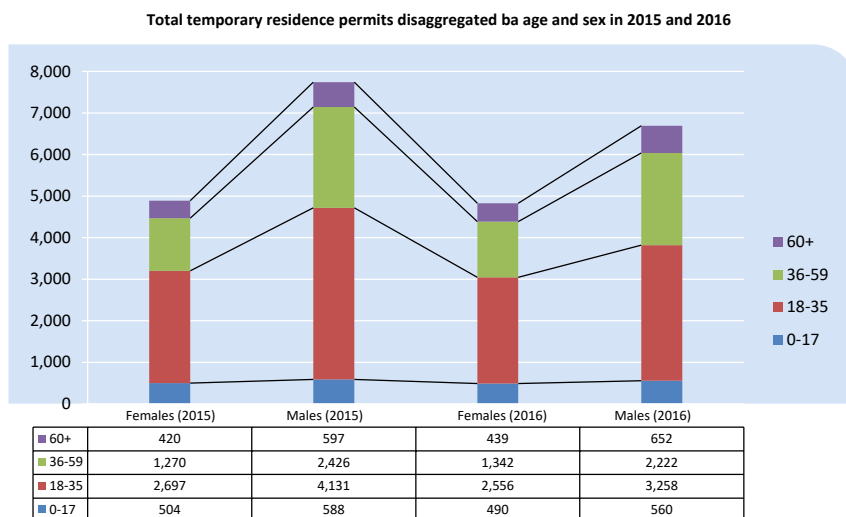
#### Graphic overview of applications for and decisions on temporary residence permits in 2015 and 2016 (initial issue and renewal)



Decisions reached upon applications for approval or extension of temporary residence in 2016 resulted with a total of 11,519 granted/extended temporary residences, out of which 4,934 were the initially granted permits and 6,585 were the extended permits for temporary residence. These numbers show a decrease by 8.82% in comparison to 2015 having total of 12,633 of granted/extended temporary residences, out of which 5,721 were the initially granted permits and 6,912 were the extended permits for temporary residence.

According to the indicators for 2016, the rate of granted/extended temporary residences amounted to 96.98% of the submitted applications.

To define the profile of aliens that applied for and were granted temporary residence in BiH during 2016, we present the gender and age structure that shows a prevailing number of men over women in all respective categories: the age group from 0 to 17 (560 men and 490 women); the age group from 18 to 35 (3,258 men and 2,556 women); the age group from 36 to 59 (2,222 men and 1,342 women); and the age group from 60+ (652 men and 439 women). In terms of the total number of issued temporary residences, 6,692 or 58.10% of temporary residences were issued to men, and 4,827 or 41.90% to women.



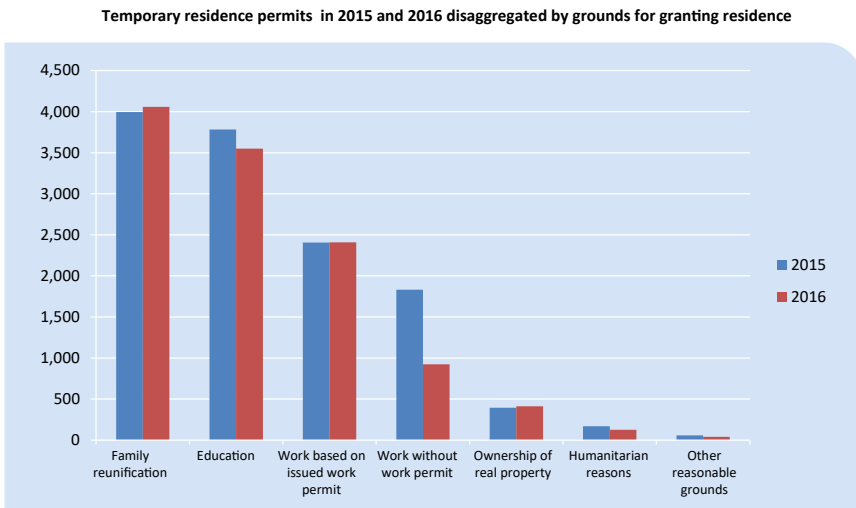
According to the data of the Service for Foreigners' Affairs for 2016, the majority of temporary residences in BiH were granted to aliens on the grounds of: family reunification that encompasses both the marriage with a BiH national and a common-law marriage with a BiH national (4,058), education (3,550), employment grounded on issued work permit (2,409) and employment without a work permit (924) accounting for almost 95% of all temporary residences. To define current flows of legal migrations that rest on temporary residence permits issued to aliens in BiH, we present an overview of granted temporary residences in BiH during 2015 and 2016 with a special focus on 2016, disaggregated by grounds for residence and included percentage of individual grounds for temporary residence in the total number of granted temporary residences in BiH.

**Table 13. Temporary residence in 2015 and 2016 disaggregated by grounds for granting residence**

Grounds for residence	2015	% in $\Sigma$ 2015	2016	% in $\Sigma$ 2016	% 2016/2015
Family reunification	3,994	31.61%	4,058	35.23%	1.60%
Education	3,782	29.94%	3,550	30.82%	-6.13%
Work based on issued work permit	2,405	19.04%	2,409	20.91%	0.16%
Work without work permit	1,831	14.49%	924	8.02%	-49.54%
Ownership of real property	395	3.13%	412	3.58%	4.30%
Humanitarian reasons	169	1.34%	126	1.09%	-25.44%
Other reasonable grounds	57	0.45%	40	0.35%	-29.82%
Total	12,633	100.00%	11,519	100.00%	-8.82%

In 2016, temporary residence in BiH granted to aliens also rested on following grounds: ownership of immovable property (412), humanitarian reasons that encompass the medical treatment (126), and other justified reasons (40).

#### Graphic overview of temporary residences granted in 2015 and 2016 disaggregated by grounds for residence



Bearing in mind that the number of issued temporary residences constantly increases as of 2007 (except in 2011 and 2016, which showed a mild decrease), one can conclude that BiH increasingly becomes a destination country for aliens. It is important to note that the year of 2016 marks a decrease in number of issued temporary residences resting on grounds of: employment without a work permit, humanitarian reasons and other justified reasons. Temporary residence resting on ownership of immovable property, despite accounting for only 3.58% of all temporary residences issued in 2016, constitute an important indicator, especially if we take into account the legal provisions stipulating that these grounds for temporary residence are applicable only when an alien, in addition to



general requirements for residence, also fulfils special requirements including: evidence on ownership of the immovable property, evidence on an effective connection with BiH, and an evidence on appropriate accommodation facilities within the immovable property. The fact that BiH is increasingly becoming a destination country is also supported by the data on temporary residences resting on family reunification, which account for 35.23% of the total number of temporary residences issued in 2016.

Statistical data from 2016 show that nationals of neighbouring countries are granted temporary residence in BiH mostly on the grounds of: family reunification; education; and issued work permits.

**Table 14. Grounds for temporary residence in 2016 disaggregated by countries**

GROUNDS FOR RESIDENCE	Turkey	Serbia	Croatia	Montenegro	Macedonia	Other countries	TOTAL
Family reunification	314	873	549	467	295	1,560	4,058
Education	2,082	448	210	157	25	628	3,550
Work based on issued work permit	298	702	190	69	39	1,111	2,409
Work without work permit	25	141	38	-	256	464	924
Ownership of real property	-	64	44	22	10	272	412
Humanitarian reasons	3	9	6	3	1	104	126
Other reasonable grounds	5	2	1	-	3	29	40
<b>TOTAL</b>	<b>2,727</b>	<b>2,239</b>	<b>1,038</b>	<b>718</b>	<b>629</b>	<b>4,168</b>	<b>11,519</b>

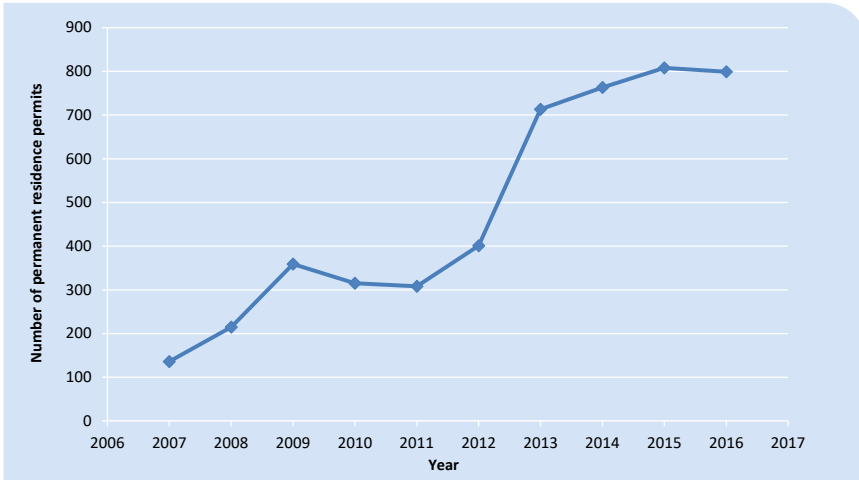
Education is a particularly frequent ground for residence of nationals of Turkey and Serbia. For Turkish nationals, education in BiH is the most frequent ground for residence, though a large number of residences also rest on family reunification and employment with issued work permit. The most frequent ground for temporary residence of nationals of Serbia, Croatia, Montenegro and Macedonia concern family reunification.

### 3.2. Permanent Residence

Permanent residence may be granted to an alien under the following conditions: uninterruptedly granted temporary residence on the territory of Bosnia and Herzegovina for a period not lesser than five years prior to submitting an application for permanent residence; sufficient and regular means of subsistence; secured adequate accommodation; and health insurance.

**Table 15. Number of issued permanent residence permits from 2007 to 2016**

Year	2007	2008	2009	2010	2011	2012	2013	2014	2015	2016
Permanent residence	136	215	359	315	308	401	713	763	808	799

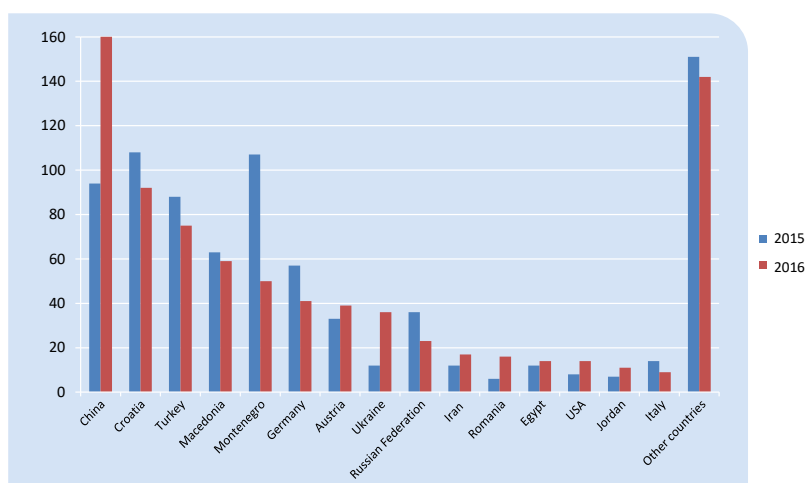
**Annual graphic overview of issued permanent residence permits from 2007 to 2016**

One can note a continuous increase of uniform intensity in the number of issued permanent residences from 2007 to 2009. The number of issued permanent residences had a slight decreasing trend in 2009, to be repeated in 2011. As of 2011 until 2016, however, there was a significant increase in the number of permanent residences. This trend mildly decreases in 2016 (by 1.11%) than it was a case with previous year.

To define current situation of permanent residences, we hereby present the indicators on number of permanent residence permits issued during 2015 and 2016. In 2016, there were 887 submitted applications for permanent residence, out of which the residence was approved for 799 persons.

**Table 16. Number of permanent residence permits issued in 2015 and 2016 disaggregated by countries**

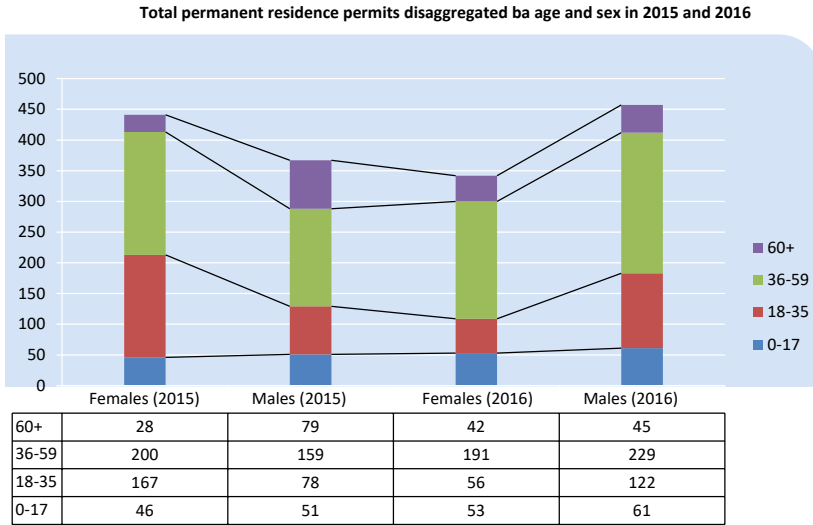
No.	Country	2015	2016	%
1	China	94	161	71.28%
2	Croatia	108	92	-14.81%
3	Turkey	88	75	-14.77%
4	Macedonia	63	59	-6.35%
5	Montenegro	107	50	-53.27%
6	Germany	57	41	-28.07%
7	Austria	33	39	18.18%
8	Ukraine	12	36	200.00%
9	Russian Federation	36	23	-36.11%
10	Iran	12	17	41.67%
11	Romania	6	16	166.67%
12	Egypt	12	14	16.67%
13	USA	8	14	75.00%
14	Jordan	7	11	57.14%
15	Italy	14	9	-35.71%
16	Other countries	151	142	-5.96%
<b>Total</b>		<b>808</b>	<b>799</b>	<b>-1.11%</b>

**Graphic overview of issued permanent residence permits in 2015 and 2016 disaggregated by countries**


In 2015 and 2016, the majority of permanent residence permits in BiH were issued to nationals of China, Croatia, Turkey, Montenegro, and Macedonia.

An analysis of issued permanent residences shows that a very small percentage of the permits were issued to nationals of the Republic of Serbia, while they account for the greatest percentage of granted/extended temporary residence permits. Namely, this fact is due to the Agreement on Dual Citizenship between Bosnia and Herzegovina and the Republic of Serbia which makes it easier for the citizens of the Republic of Serbia to fulfil the requirements for BiH citizenship rather than requirements for permanent residence. The stated results with exceptionally small percentage of permanent residences issued to nationals of the Republic of Serbia.

Aiming to further define the profile of aliens in BiH that applied and were granted permanent residence in 2016, a graph to follow depicts the gender and age structure showing the lesser number of women than men in the age group from 0 to 17 years (53 women and 61 men), in the age group from 18 to 35 years (56 women and 122 men), in the age group from 36 to 59 years (191 women and 229 men), as well as in the group 60 + (42 women and 45 men). If considering the total number of permanent residences issued in 2016, 342 permanent residences were issued to women (42.80%), and 457 to men (57.20%).



#### 4. Illegal Migration and Measures Undertaken against Aliens

The 2016 Report of the Service for Foreigner’s Affairs states that the Service has recognised the need for operational checks to be conducted in the field and introduced it as an important segment of establishing if there are grounds for applying approval/extension of temporary residence. This turned to be highly important segment of countering irregular migration, especially when concerning the attempted abuses of entering into a marriage or common-law marriage with a BiH national to acquire the right to residence and subsequently the BiH citizenship or attempted settlement of residence resting on work permit in a fictitious company, and similar. In the reporting period, the inspectors for foreigners carried a total of 17,930 operational checks to reveal in 356 cases the specific facts of attempted irregular migrations. Namely, 114 irregularities were detected while determining facts on groundedness of an application for approval/extension of temporary residence or permanent residence (to result with rejection of such applications for approval/extension of temporary residence), and another 242

irregularities established while evaluating groundedness of submitted requests for verification of invitation letters.<sup>9</sup>

In 2015, there has been 10,876 such checks, out of which 391 case concerned the attempt of illegal migrations.<sup>10</sup>

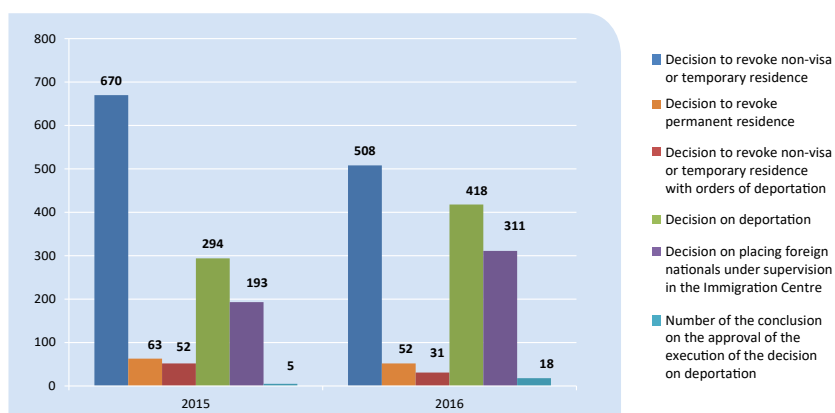
Measures undertaken against aliens upon discovery of illegal residence include: revocation of non-visa or temporary residence, revocation of permanent residence, revocation of non-visa or temporary residence with deportation, issuance of a decision on deportation, placement of the alien under surveillance, and forcible removal of the alien from BiH by issuance of a conclusion on approved execution of the decision on deportation.

We present the comparative data on measures undertaken against aliens in BiH during 2015 and 2016 disaggregated by type of undertaken measure.

**Table 17. Number of measures undertaken in 2015 and 2016 disaggregated by type of measure**

No.	Type of Measure	2015	2016	%(2016/2015)
1	Decision to revoke non-visa or temporary residence	670	508	-24.18%
2	Decision to revoke permanent residence	63	52	-17.46%
3	Decision to revoke non-visa or temporary residence with orders of deportation	52	31	-40.38%
4	Decision on deportation	294	418	42.18%
5	Decision on placing aliens under surveillance in the Immigration Centre	193	311	61.14%
6	Number of Conclusions on approved execution of the Decision on deportation	5	18	260.00%
<b>Total:</b>		<b>1,277</b>	<b>1,338</b>	<b>4.78%</b>

**Graphic overview of measures undertaken in 2015 and 2016 disaggregated by type of measure**



9 The BiH Service for Foreigners' Affairs, "Report on Activities of the Service for the Foreigner's Affairs in 2016", Sarajevo, January 2017

10 The BiH Service for Foreigners' Affairs, "Report on Activities of the Service for the Foreigner's Affairs in 2015", Sarajevo, January 2016

The presented data show that the number of measures undertaken against aliens in 2016 exceeds that of 2015 by 4.78%. The number of measures undertaken against aliens during the past two years is the result of continued operative activities conducted by inspectors for aliens in gathering the intelligence and information on: the organisers of illegal transfers and smugglers, the routes used by illegal migrants, as well as timely sharing of such information with other law enforcement agencies. It resulted in criminal prosecution of persons involved in illegal transfer and smuggling of aliens with reduced number of illegal entries to BiH. Also, increased activities of law enforcement agencies on preventing and combating irregular migrations, as well as prosecuting the persons involved in such activities has made the flow and routes of irregular migrations circumnavigate the area of BiH opting to go through Serbia towards Hungary and further on to the countries of Western Europe.

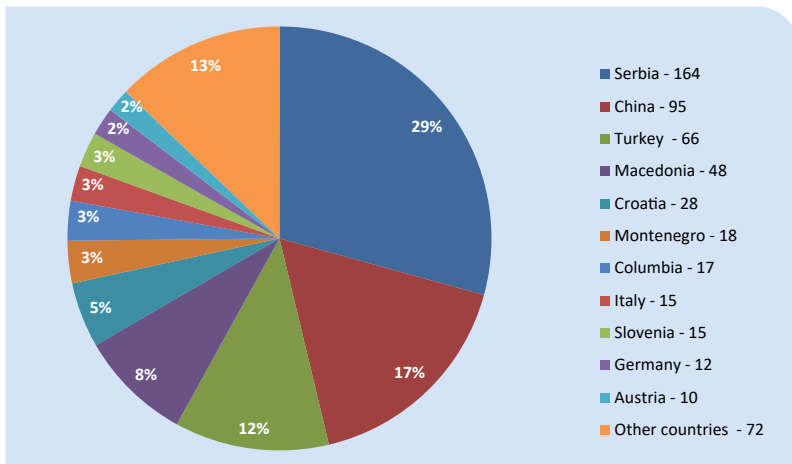
Also, the 2016 Report on Activities of the Service for Foreigners' Affairs states that "it is important to note that the Service for Foreigners' Affairs' daily inspection and checks in the field to collect operational information resulted in a number of coordinated activities aiming to control the legality of stay of aliens employed in Bosnia and Herzegovina".

#### 4.1. Revocation of Residence

During 2015, there was a total of 733 revoked residences (670 non-visa or temporary residences, and 63 permanent residences).

In 2016, there was a total of 560 revoked residences (508 non-visa or temporary residences, and 52 permanent residences), which is a significant decrease (by 23.60%) in comparison to the previous year.

Below is a graph on number of decisions on revoked non-visa, temporary and permanent residences in 2016 disaggregated by nationality of aliens against whom the measures were undertaken.



The greatest number of decisions for revocation of residence pertains to nationals of Serbia, China, Turkey and Macedonia, which represent 66.61% of the total number of revoked residences. Generally, the most frequent grounds for revocation of a non-visa residence concerned either violated public order of BiH or conducted business activities that require a work permit without possessing one. Temporary residences were most frequently cancelled due to changed circumstances that constituted the grounds for granting residence, whereas the permanent residences were majorly cancelled due to aliens' absence from BiH for a period exceeding one year, as well as for absence from BiH for period lesser than a year if undoubtedly revealed that the aliens do not intend to return to BiH.<sup>11</sup>

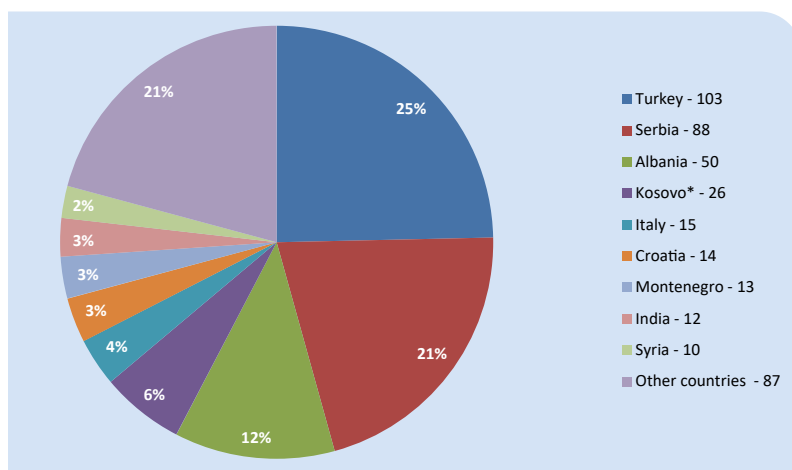
## 4.2. Orders of Deportation

In 2015, a total of 294 of deportation orders was issued, whereas in 2016 this number amounted to 418 orders, which represents an increase by 42.18%.

The year of 2016 also registers 31 issued decision to revoke non-visa and temporary residence with measure of deportation, while the number of such measures in 2015 was 52, which represents a decrease by 40.38%.

The deportation measures mostly concerned the aliens who violated regulations on crossing the state border, stayed in BiH after expiration of visa or granted residence, persons admitted under readmission agreements, persons convicted of crimes, persons whose residence permits had been revoked but who failed to voluntarily leave the country within the prescribed deadline, as well as for other reasons provided by the law. A measure of deportation also includes the alien's prohibition of entry to Bosnia and Herzegovina in the period varying from 1 to 5 years.

Below is a graph on number of deportation orders issued in 2016, disaggregated by nationality of aliens being imposed such measures.



11 The BiH Service for Foreigners' Affairs. "Report on Activities of the Service for Foreigners' Affairs in 2016", Sarajevo, January 2017

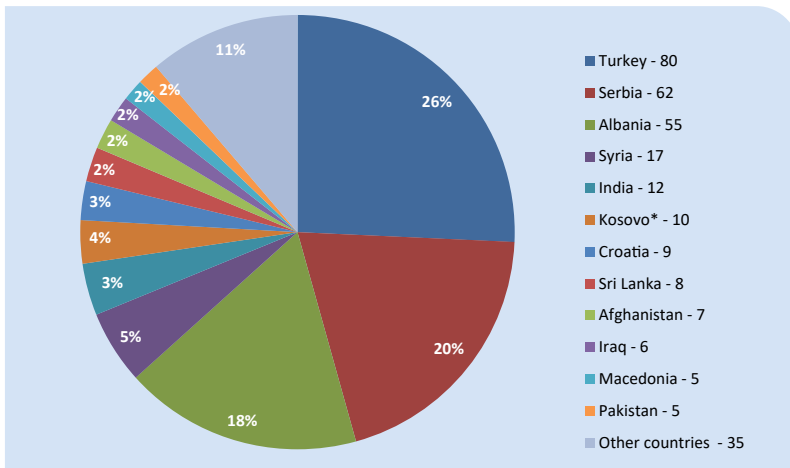
### 4.3. Placing Aliens under Surveillance

Placing an alien under surveillance is a measure provided by the Law on Aliens through an issued decision to place an alien under surveillance in the Immigration Centre managed by the Service for Foreigners' Affairs. The Immigration centre became operational on 30 June 2008 having initial capacity of 40 beds to enable the implementation of the surveillance measure. It was replaced with a newly built facility of the Immigration Centre that was opened on 23 November 2009 with capacity of 80 beds. Following the opening of an additional solid facility, the accommodation capacity of the Immigration Centre was extended to 120 beds. The operation of the Immigration Centre created important preconditions for a secure system of deporting aliens from the country by providing the Service for Foreigners' Affairs with the possibility to place aliens with illegal residence in BiH under surveillance until their removal from the country in cases when it is apparent that they would not voluntarily leave the country or they were admitted on the basis of a readmission agreement, or they pose a threat to the public order or national security in BiH.

In 2015, a total of 193 aliens were placed under surveillance in the Immigration Centre. The majority of illegal migrants concerned the nationals of: Serbia, Turkey, Albania, Kosovo\*, and Afghanistan. In the same year, 17 persons were placed under surveillance in their place of residence.

During 2016, a total of 311 aliens were placed under surveillance in the Immigration Centre, which represents an increase by 61.14%. The majority of irregular migrants were nationals of: Turkey, Serbia, and Albania. Also, in the year of 2016, 2 another persons were placed under surveillance in their place of residence.

Below is a graph on number of decisions issued in 2016 to place aliens under surveillance in the Immigration Centre disaggregated by respective nationality of the aliens.





#### 4.4. Forcible Removal of Aliens from BiH

Removal of aliens from BiH is a measure undertaken by the Service for Foreigners' Affairs in case when an alien issued an executable order to leave BiH fails to do so voluntarily within the deadline provided for the voluntary return. This measure entails a forcible removal of such alien from BiH.

According to the data from Report of the Service for Foreigner's Affairs, the year of 2016 registers 18 issued conclusions on approved execution of decisions on deportation, whereas the year of 2015 had five such conclusions. Such a low number of forcible removals results from aliens' decisions to leave BiH by their own accord. Presented indicators demonstrate that voluntary return to the country of one's origin is promoted and conducted as a more humane and effective procedure in comparison to forcible removal. Readmission agreements prove to be easier, quicker and cost effective means of removal of aliens, and are used in cases where Bosnia and Herzegovina had signed a readmission agreement with the country to which the alien is sent.

### 5. Return of Irregular Migrants

Return of irregular migrants is presented through the data and analysis of following parameters:

- ◊ Voluntary return of BiH nationals to BiH with the assistance and help of the International Organisation for Migration (IOM),
- ◊ Voluntary return of aliens from BiH to countries of origin with assistance of IOM,
- ◊ Voluntary return of aliens from BiH to countries of origin with assistance of the Service for Foreigners' Affairs,
- ◊ Readmission and return based on readmission agreements,
- ◊ Independent voluntary return of aliens from BiH.

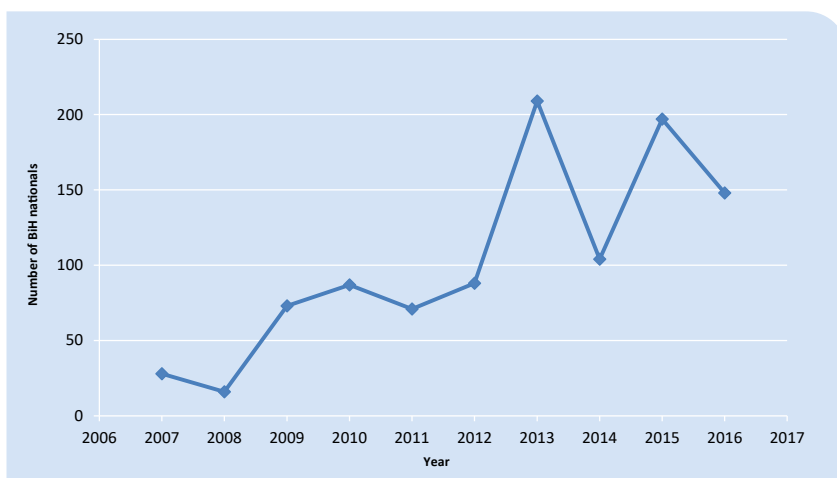
#### 5.1. Voluntary Return of BiH Nationals to BiH with IOM Assistance

Bosnia and Herzegovina participated in programs of voluntary return of BiH nationals from other countries. Programs of voluntary return were implemented primarily through IOM so the information relevant for this area was sourced from IOM.

**Table 18. Total number of BiH nationals returned to BiH with IOM assistance from 2007 to 2016**

Year	2007	2008	2009	2010	2011	2012	2013	2014	2015	2016	TOTAL
Persons	28	16	73	87	71	88	209	104	197	148	1,021

## Graphic overview of the number of returned BiH nationals with IOM assistance from 2007 to 2016



In the period from 2007 to 2016, there was 1,021 national of BiH, who voluntarily returned to Bosnia and Herzegovina with the assistance of the IOM. The above presented data show that the years of 2007 and 2008 mark a steady decline in the number of BiH nationals returning in such manner to Bosnia and Herzegovina. This trend started to significantly increase since 2008 to reach its peak in 2013. The year of 2014 marks a drop where the number of returned BiH nationals was halved in comparison to 2013. Also, a significant increase of returned BiH nationals was registered in 2015 when it increased by 89% in comparison with preceding year, to be followed by another decline in 2016 by 25% with 148 BiH nationals.

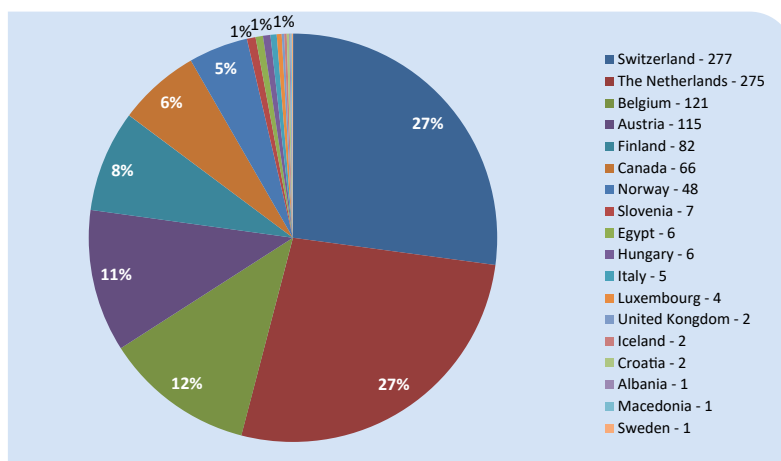
Table 19. Number of BiH nationals who voluntarily returned with assistance of IOM

No.	COUNTRY	2007	2008	2009	2010	2011	2012	2013	2014	2015	2016	Total
1	Switzerland	15	7	56	76	33	28	34	7	11	10	277
2	The Netherlands	-	-	-	-	-	16	61	25	59	114	275
3	Belgium	1	-	5	2	20	5	41	29	13	5	121
4	Austria	-	-	-	-	-	1	13	-	101	-	115
5	Finland	-	-	8	4	4	19	25	5	1	16	82
6	Canada	-	-	-	-	-	18	24	24	-	-	66
7	Norway	12	4	1	1	7	-	7	5	10	1	48
8	Slovenia	-	-	-	-	-	-	1	5	1	-	7
9	Egypt	-	-	-	-	6	-	-	-	-	-	6
10	Hungary	-	-	-	3	1	1	-	1	-	-	6

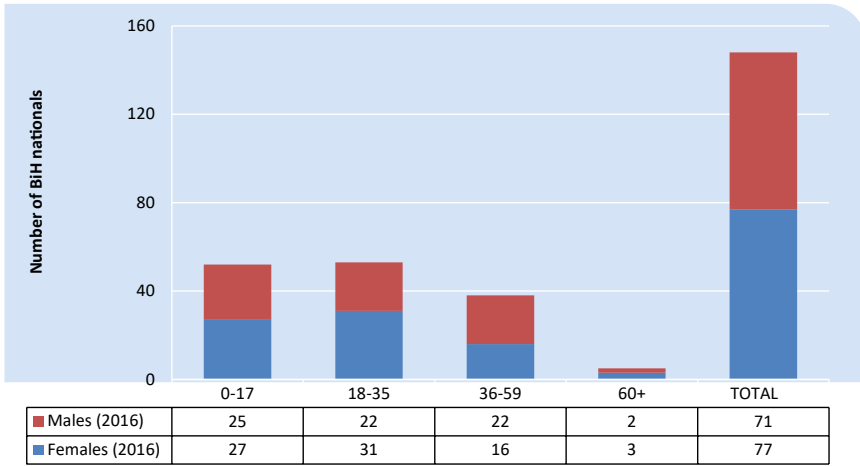
No.	COUNTRY	2007	2008	2009	2010	2011	2012	2013	2014	2015	2016	Total
11	Italy	-	1	-	-	-	-	3	1	-	-	5
12	Luxembourg	-	-	3	1	-	-	-	-	-	-	4
13	United Kingdom	-	1	-	-	-	-	-	1	-	-	2
14	Iceland	-	-	-	-	-	-	-	-	-	2	2
15	Croatia	-	2	-	-	-	-	-	-	-	-	2
16	Albania	-	-	-	-	-	-	-	1	-	-	1
17	Macedonia	-	1	-	-	-	-	-	-	-	-	1
18	Sweden	-	-	-	-	-	-	-	-	1	-	1
	Total	28	16	73	87	71	88	209	104	197	148	1,021

An analysis of the above data on countries from which BiH nationals have voluntarily returned to Bosnia and Herzegovina with assistance of IOM in the period from 2007 to 2016 shows that the majority of returns took place from Switzerland and the Netherlands (27% each), Belgium (12%), Austria (11%), Finland (8%), Canada (6%), Norway (5%), while the returns from all other countries accounted for 4%. Majority of returns of BiH nationals in 2016 were registered from the Netherlands (77%).

Graphic overview of BiH nationals who voluntarily returned in the period from 2007 to 2016 disaggregated by country of return



### Graphic overview of BiH nationals returning to BiH with the IOM assistance in 2016 disaggregated by age and gender



In 2016, 148 BiH nationals voluntarily returned to BiH, out of which 71 were men and 77 women. The majority of persons under this program were under 35 years of age (71%).

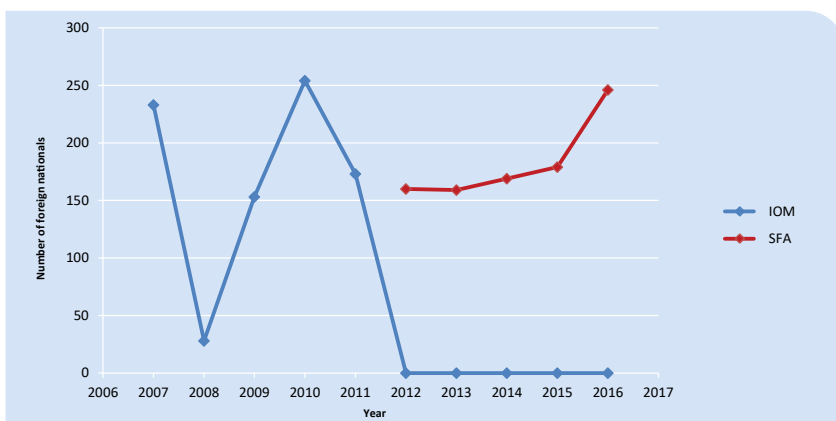
## 5.2. Voluntary Return of Aliens from BiH to their Countries of Origin with Assistance of IOM and Service for Foreigner's Affairs (SFA)

In cases where the alien is supposed to leave Bosnia and Herzegovina, the BiH legislation on immigration and asylum sets a deadline for voluntary execution of the decision in all administrative procedures, when solving status issues of aliens in BiH. In cases where an alien wants to voluntarily leave the BiH, but lacks the means to do so, he/she may use the IOM assistance to return under the Programme of "Assisted Voluntary Return of Irregular Migrants" (hereinafter-AVR), implemented by IOM.

**Table 20. Total number of aliens returned from BiH with IOM and SFA assistance from 2007 to 2016**

Year	2007	2008	2009	2010	2011	2012	2013	2014	2015	2016	TOTAL
IOM	233	28	153	254	173	-	-	-	-	-	841
SFA	-	-	-	-	-	160	159	169	179	246	913

## Graphic overview of the number of aliens returned from BiH with IOM and SFA assistance from 2007 to 2016



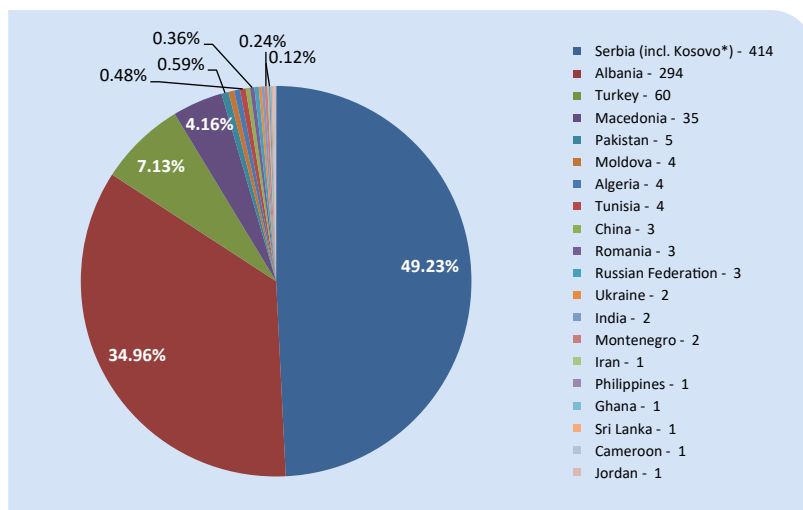
In the period from 2007 to 2016, 841 aliens were voluntarily returned from BiH to their countries of origin. The presented data show that this form of return reached its peak in 2010 when 254 aliens were returned from BiH. In this period, a significant decline in the number of this kind of return was observed in 2008 as a result of the lack of funds for the AVR program. In 2009 and 2010 there was an increase in the number of AVR beneficiaries, provided that a decline of some 32% was observed in 2011. Due to lack of funding, IOM did not organize a single voluntary return from BiH through the AVR programme in the past five years.

A continued return of nationals of Serbia (including Kosovo\*), Albania, Turkey and Macedonia is observed when analysing the continuity of return organized by IOM.

**Table 21. Return of aliens from BiH through the AVR programme disaggregated by year and country of return with the assistance of IOM**

No.	COUNTRY	2007	2008	2009	2010	2011	2012	2013	2014	2015	2016	Total
1	Serbia (including Kosovo*)	70	9	68	132	135	-	-	-	-	-	414
2	Albania	136	18	52	84	4	-	-	-	-	-	294
3	Turkey	13	-	10	14	23	-	-	-	-	-	60
4	Macedonia	11	1	12	11	-	-	-	-	-	-	35
5	Pakistan	-	-	5	-	-	-	-	-	-	-	5
6	Moldova	-	-	1	1	2	-	-	-	-	-	4
7	Algeria	-	-	-	2	2	-	-	-	-	-	4
8	Tunisia	-	-	-	2	2	-	-	-	-	-	4
9	China	-	-	1	2	-	-	-	-	-	-	3
10	Romania	-	-	3	-	-	-	-	-	-	-	3
11	Russian Federation	-	-	1	1	1	-	-	-	-	-	3
12	Ukraine	-	-	-	2	-	-	-	-	-	-	2
13	India	2	-	-	-	-	-	-	-	-	-	2
14	Montenegro	-	-	-	1	1	-	-	-	-	-	2
15	Iran	1	-	-	-	-	-	-	-	-	-	1
16	Philippines	-	-	-	-	1	-	-	-	-	-	1
17	Ghana	-	-	-	1	-	-	-	-	-	-	1
18	Sri Lanka	-	-	-	1	-	-	-	-	-	-	1
19	Cameroon	-	-	-	-	1	-	-	-	-	-	1
20	Jordan	-	-	-	-	1	-	-	-	-	-	1
	<b>Total</b>	<b>233</b>	<b>28</b>	<b>153</b>	<b>254</b>	<b>173</b>	<b>0</b>	<b>0</b>	<b>0</b>	<b>0</b>	<b>0</b>	<b>841</b>

**Graphic overview of aliens returned from BiH in the period from 2007 to 2016 disaggregated by country of return with the assistance of IOM**



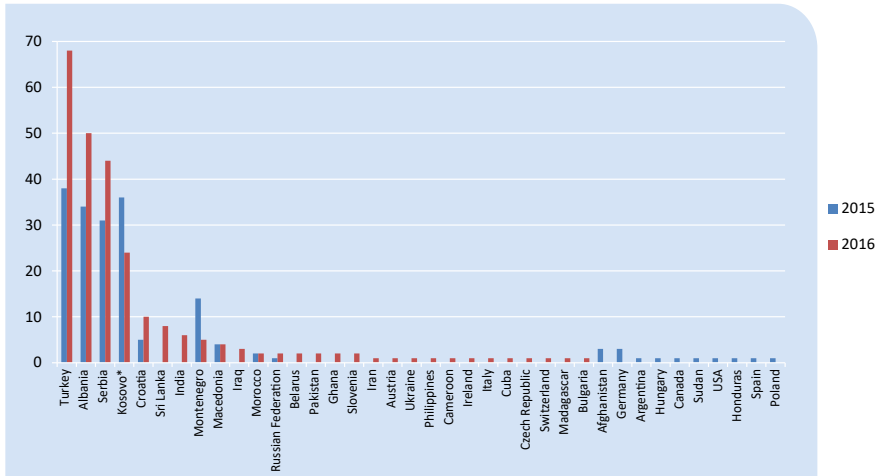
Due to the fact that there was no AVR program for the return of aliens from BiH conducted by IOM in the past five years, it is important to emphasize that it was the Service for Foreigners' Affairs to organise such voluntary returns. From the year 2012, the Service for Foreigners' Affairs started to organise and conduct the voluntary returns through project "Prevention of Illegal Migrations in BiH and the Region and Voluntary Return of illegal Migrants", financed by the Government of the Swiss Confederation and the Government of Liechtenstein through the Swiss Development and Cooperation Agency (SDC). From 2012 to 2016, a total of 913 aliens were returned as part of this project. In 2016 the Service for Foreigners' Affairs organized return for a total of 246 aliens, which is 37.43% more than in 2015. The main reasons for return from Bosnia and Herzegovina concerned the issuance of decision on expulsion (99%) and cancellation of visa-free regime (1%).

In 2015, the Service for Foreigners' Affairs organised and conducted independent voluntary return of 179 persons.

**Table 22. Number of voluntary returns from BiH in 2015 and 2016 organised by the Service for Foreigners' Affairs disaggregated by countries of the aliens**

No.	Country	2015	2016
1	Turkey	38	68
2	Albania	34	50
3	Serbia	31	44
4	Kosovo*	36	24
5	Croatia	5	10
6	Sri Lanka	-	8
7	India	-	6
8	Montenegro	14	5
9	Macedonia	4	4
10	Iraq	-	3
11	Morocco	2	2
12	Russian Federation	1	2
13	Belarus	-	2
14	Pakistan	-	2
15	Ghana	-	2
16	Slovenia	-	2
17	Iran	-	1
18	Austria	-	1
19	Ukraine	-	1
20	Philippines	-	1
21	Cameroon	-	1
22	Ireland	-	1
23	Italy	-	1
24	Cuba	-	1
25	Czech Republic	-	1
26	Switzerland	-	1
27	Madagascar	-	1
28	Bulgaria	-	1
29	Afghanistan	3	-
30	Germany	3	-
31	Argentina	1	-
32	Hungary	1	-
33	Canada	1	-
34	Sudan	1	-
35	USA	1	-
36	Honduras	1	-
37	Spain	1	-
38	Poland	1	-
<b>Total</b>		<b>179</b>	<b>246</b>

### Graphic overview of the number of voluntary returns of aliens from BiH organised in 2015 and 2016 by the Service for Foreigners' Affairs



## 5.3. Admission and Return under Readmission Agreements

Readmission agreements facilitate and expedite the return of nationals having illegal stay in one of the countries signatory to the readmission agreement. This also applies to the return of third country nationals or stateless persons who illegally left the territory of one signatory to directly enter to the territory of the other signatory.

The Ministry of Security's Sector for Immigration is responsible for admission of BiH nationals under readmission agreements in the segment of checks of their identity and citizenship, while the Service for Foreigners' Affairs is responsible for the admission of third country nationals and stateless persons, as well as for their return from BiH.

### 5.3.1. Admission and Return under the Readmission Agreements

In 2016, the Ministry of Security's Immigration Sector as the authority tasked for implementation of the readmission agreements in the part relating to the BiH nationals, received 2,013 readmission requests. After conducted check-up of identity and nationality, the readmission was approved for 1,589 persons who were nationals of Bosnia and Herzegovina, thus representing an increase of 84.77% in comparison with the year of 2015 when readmission was approved for 860 persons. Out of a total requests approved for 1,589 persons, 878 persons relate to the regular request for readmission and 711 persons relate to readmission in accordance with Article 6 of the Agreement between the European Community and Bosnia and Herzegovina on the Readmission of Persons Residing without Authorization. Also, 424 readmission requests were declined for the fact that requested persons had not been nationals of Bosnia and Herzegovina. The largest number of readmissions of BiH nationals was conducted in 2016, through the



Readmission Agreement between the Council of Ministers of Bosnia and Herzegovina and the Government of Germany (78.35%).

**Table 23. Admission of BiH nationals in 2015 and 2016 under readmission requests**

No.	Country	2015	2016
1	Germany	626	1,245
2	Sweden	70	96
3	France	13	83
4	Austria	35	50
5	Switzerland	51	42
6	Belgium	15	20
7	The Netherlands	10	15
8	Montenegro	12	14
9	Croatia	15	9
10	Serbia	6	4
11	Slovenia	5	4
12	Italy	-	2
13	Hungary	1	1
14	Spain	-	1
15	Czech Republic	-	1
16	Luxembourg	-	1
17	United Kingdom	-	1
18	Finland	1	-
Total		860	1,589

An analysis of presented data indicates that 1,589 nationals of Bosnia and Herzegovina were admitted under readmission agreements after verification of their identity and BiH citizenship by the BiH Ministry of Security's Sector for Immigration. According to data from the 2016 Report on Activities of the BiH Border Police, there was a total of 1,939 BiH<sup>12</sup> nationals returned to the country. Comparative analysis of data from available sources shows that 350 persons were directly returned to the BiH Border Police without prior notice to Sector for Immigration of the Ministry of Security of BiH, in accordance with Article 6 of the Agreement between BiH and the European Community on the readmission of persons residing without authorization.

Annual report of the Service for Foreigners' Affairs shows that in the reporting period a total number of 112 aliens were admitted under the readmission agreements: 105 aliens under the Readmission Agreement between the Council of Ministers of Bosnia and Herzegovina and Croatian Government on the Return and Readmission of Persons with Illegal Entry or Stay, 4 aliens under the Readmission Agreement between the Council of Ministers of Bosnia and Herzegovina and the Government of the Republic of Montenegro on the return and readmission of persons whose entry and residence are illegal and 3 aliens under Agreement between BiH and the European Community on the readmission of persons residing without authorization.<sup>13</sup>

As for transfer of persons, a report of the Service for Foreigners' Affairs shows that a total of 156 aliens were transferred under the readmission agreements, out of which 52 aliens on the basis of the Agreement between the BiH Council of Ministers and the Government of the Republic of Serbia on the Return and Readmission of Persons Whose Entry and Stay are Illegal, 85 aliens on the basis of Agreement between the BiH Council of Ministers and the Government of the Republic of Montenegro on the Return and Readmission of Persons Whose Entry or Residence is Illegal, 15 aliens on the basis of the

<sup>12</sup> BiH Border Police. "The 2016 Report on Activities of the BiH Border Police" Sarajevo, January 2017, p. 19

<sup>13</sup> The BiH Service for Foreigners' Affairs. "Report on Activities for 2016" Sarajevo, January 2017

Agreement between the Government of the Republic of Croatia and the BiH Council of Ministers on the Return and Readmission of Persons With Illegal Entry or Stay and 4 aliens on the basis of the Agreement between the BiH Council of Ministers and the Government of the Republic of Macedonia on the Return and Readmission of Persons With Illegal Entry or Stay. Out of the total number of 156 aliens transferred under the Readmission Agreements, 134 of them were returned through the implementation of the project “Prevention of Illegal Migrations in BiH and the Region and Voluntary Return of Illegal Migrants”, funded by the Government of the Swiss Confederation and the Government of Liechtenstein through the Swiss Agency for Development and Cooperation (SDC).

### 5.3.2. Admission under the Readmission Agreement with the Republic of Croatia

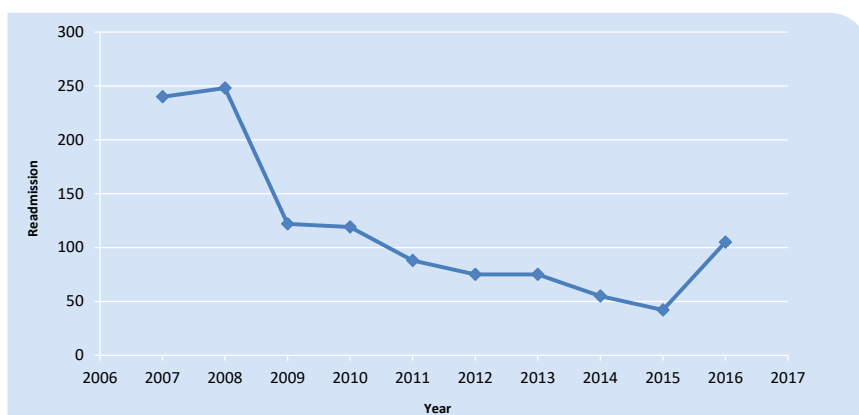
Readmission agreement through which Bosnia and Herzegovina continuously admits the greatest number of persons is the Agreement with the Republic of Croatia, both when concerning the BiH citizens who reside without residence permits in the Republic of Croatia and those returned to the Republic of Croatia from other countries “on the same basis”. This also applies to third-country nationals or stateless persons who left the territory of Bosnia and Herzegovina to illegally enter the Republic of Croatia.

The readmission agreement with the Republic of Croatia was one of the parameters used to monitor illegal migration, primarily in the area of admission of third-country nationals who illegally reached the Republic of Croatia and countries of Western Europe through the territory of Bosnia and Herzegovina, regardless if they had come to BiH legally or illegally. For the purpose of presenting the abovementioned parameter, we will present below, the data on the admission of third country nationals to BiH under the Readmission Agreement with the Republic of Croatia, obtained from the BiH Border Police and the Service for Foreigner’s Affairs.

**Table 24. Admission of third country nationals under the Readmission Agreement with Republic of Croatia**

Year	2007	2008	2009	2010	2011	2012	2013	2014	2015	2016
Admission of persons in BiH	240	248	122	119	88	75	75	55	42	105

## Graphic overview of admissions of third country nationals to BiH under the Agreement with Croatia



Analysis of trend in admitting the third countries nationals under the Readmission Agreement with the Republic of Croatia shows a significant decrease in 2009 compared to the past year, followed by a constant descending trend until the year of 2015. In 2016, this number significantly increased as the likely consequences of migratory movements in the region.

Reports of the BiH Border Police were used for this type of data until 2015, while the Service for Foreigners' Affairs was a data source for the year 2016.

According to data of the BiH Border Police for 2015, 42 aliens were admitted.<sup>14</sup> According to data of the Service for Foreigners' Affairs, 112 aliens were admitted in 2016, namely: 105 aliens under the Readmission Agreement with the Republic of Croatia, 4 aliens under the Readmission Agreement with Montenegro, and 3 aliens under the Agreement between BiH and the European Community on the readmission of persons residing without authorization.<sup>15</sup>

**Table 25. Admission of third country nationals in 2015 and 2016 under the Readmission Agreement with Republic of Croatia**

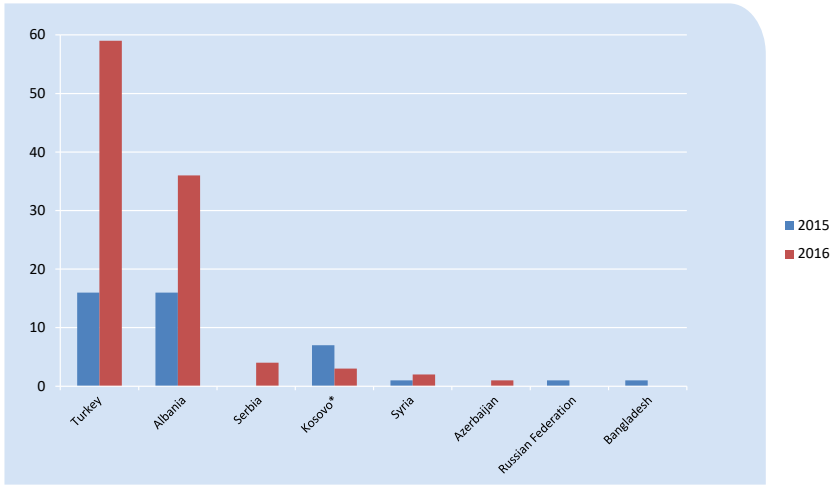
No.	Country	2015	2016	%
1	Turkey	16	59	268.75%
2	Albania	16	36	125.00%
3	Serbia	-	4	-
4	Kosovo*	7	3	-57.14%

No.	Country	2015	2016	%
5	Syria	1	2	100.00%
6	Azerbaijan	-	1	-
7	Russian Federation	1	-	-100.00%
8	Bangladesh	1	-	-100.00%
<b>Total</b>		<b>42</b>	<b>105</b>	<b>150.00%</b>

<sup>14</sup> BiH Border Police. "The 2015 Report on Activities of the BiH Border Police" Sarajevo, January 2016, p. 14

<sup>15</sup> The BiH Service for Foreigner's Affairs. "Report on Activities for 2016" Sarajevo, January 2017

### Graphic overview of admissions of third country nationals in BiH under the Agreement with Croatia in 2015 and 2016



An analysis of the presented data for 2016 shows a significant increase in the admission of nationals of Turkey and Albania in Bosnia and Herzegovina under the Readmission Agreement with Croatia. The presented statistical data on readmission and handover of aliens show that BiH is still a transit area for persons arriving from the territory of the Republic of Serbia towards the Republic of Croatia.

#### 5.4. Independent Voluntary Return of Aliens from BiH

Independent voluntary returns of aliens from Bosnia and Herzegovina are presented in accordance with data kept by the Service for Foreigners' Affairs under category of "aliens who individually left Bosnia and Herzegovina within deadline for voluntary departure", which contain the data on all foreigners whom the Service for Foreigner's Affairs ordered to leave the BiH territory based on issued decision and/or granted a deadline for voluntary departure from the territory of BiH, as well as on those who returned to their countries of origin within the fixed deadline.

According to the Service for Foreigners' Affairs data, the number of aliens who individually left BiH within the deadline for departure in 2016 involved 851 persons.

Table 26. Number of aliens who individually left BiH within deadline for voluntary departure in 2015 and 2016

No.	Country	2015	2016
1	Serbia (incl. Kosovo*)	322	243
2	Turkey	82	179
3	China	103	50
4	Croatia	57	49
5	Montenegro	20	41
6	Italy	22	39
7	Libya	19	28
8	Macedonia	18	20
9	Columbia	-	16
10	Kuwait	7	16
11	Germany	16	15
12	USA	11	15
13	Austria	8	14
14	Saudi Arabia	7	9
15	United Kingdom	1	8
16	Albania	23	7
17	Slovenia	8	7
18	Ukraine	5	6
19	Egypt	-	5
20	France	10	5
21	The Netherlands	4	5
22	Russian Federation	7	5
23	Bulgaria	-	4
24	Philippines	6	4
25	Pakistan	-	4
26	Syria	3	4
27	Slovakia	-	4
28	UAE	-	4
29	Belarus	-	3
30	Czech Republic	4	3
31	India	3	3
32	Romania	5	3
33	Australia	-	2
34	Bahrain	-	2
35	Jordan	-	2
36	Canada	-	2
37	Cuba	-	2
38	Lithuania	-	2

No.	Country	2015	2016
39	Spain	-	2
40	Switzerland	5	2
41	Brazil	6	1
42	Denmark	-	1
43	Ethiopia	-	1
44	Greece	-	1
45	Iraq	-	1
46	Iran	-	1
47	Yemen	1	1
48	Qatar	-	1
49	Lebanon	1	1
50	Madagascar	-	1
51	Mexico	-	1
52	Morocco	-	1
53	Poland	4	1
54	Portugal	2	1
55	Sweden	-	1
56	Tajikistan	-	1
57	Tanzania	-	1
58	Afghanistan	3	-
59	Algeria	1	-
60	Azerbaijan	2	-
61	Chile	1	-
62	Dominican Republic	1	-
63	Eritrea	7	-
64	Israel	1	-
65	Japan	1	-
66	South Africa	1	-
67	Cambodia	1	-
68	Korea, Republic	6	-
69	Hungary	1	-
70	Malawi	4	-
71	Norway	1	-
72	Ivory Coast	1	-
73	Palestine	2	-
74	Singapore	1	-
75	Sudan	1	-
76	Thailand	1	-
<b>Total</b>		<b>828</b>	<b>851</b>

There is an evident increase in the number of returns of Turkish citizens and decrease in the number of returns of citizens of China and Serbia (including Kosovo\*).

## 6. International Protection (Asylum)

Until 30 June 2004, it was UNHCR to receive and decide upon asylum claims filed in BiH pursuant to its mandate and procedures. BiH authorities took over this procedure on 1 July 2004 so the international protection (asylum) is now governed by BiH laws and procedures.

According to the current Law on Asylum (“The Official Gazette of BiH”, number 11/16 and 16/16) the Ministry of Security of BiH - Asylum Sector is the first instance authority handling the submitted claims. The Court of BiH is the authority deciding on appeals filed against the first-instance decision in this proceeding. According to the Law on Asylum, the aliens are protected against return to the country where there is a real risk that they will be subjected to the death penalty or execution, torture, inhuman or degrading treatment or punishment, by the principle of “**non-refoulement**”. The asylum procedure primarily concerns evaluation if there are grounded reasons for granting a **refugee status** in BiH to the applicant for whom there are serious reasons to believe that he/she would face a real risk of the death penalty or execution, torture, inhuman or degrading treatment or punishment on account of race, religion, nationality, political opinion or membership of a particular social group on return to his/her country of origin or country of habitual residence. Furthermore, in the asylum procedure a special attention is devoted to the principle of “non-refoulement” in the context of granting supplementary protection, **subsidiary protection**. The Ministry of Security - Asylum Sector, after having determined that the alien does not fulfil the conditions for granting a refugee status, examines the conditions for the award of subsidiary protection. Subsequently, a subsidiary protection is granted to an alien who does not meet the conditions for approval of refugee status if there are serious reasons to believe that he/she would face a real risk of serious violations of human rights and fundamental freedoms on return to his/her country of origin or country of habitual residence.

If an alien is not granted refugee status nor subsidiary protection due to the application of the exclusion clauses but the asylum procedure establishes that there is a serious risk that he/she would be subjected to the death penalty or execution, torture or other inhuman or degrading treatment or punishment, on his/her return or deportation to another country, the alien is allowed to **remain in BiH** in accordance with the Law on Aliens, regulating the field of movement and residence of aliens.

Upon filed application for asylum, the Ministry of Security – Asylum Sector, as a first instance authority, may reach one of the following decisions:

- a) The application is approved, and refugee status is recognised;
- b) The application is approved, and status of subsidiary protection is recognized;
- c) The application is rejected and the applicant is given a deadline for voluntary departure from Bosnia and Herzegovina;

- d) The application is rejected but the applicant cannot be removed from BiH for the reasons of non-refoulement principle, as laid down in Article 6 (2) of the Law on Asylum;
- e) The asylum procedure is suspended and the applicant is given a deadline for voluntary departure from Bosnia and Herzegovina; or
- f) The application for asylum is rejected and the applicant is given a deadline for voluntary departure from Bosnia and Herzegovina.

Aiming to identify the trends of asylum, we present the data on asylum applications submitted in the period from 2007 to 2016. Over that period of time, it was the Ministry of Security's Asylum Sector to receive the asylum claims submitted in Bosnia and Herzegovina.

From 1 January 2007 to 31 December 2016, the competent authorities of Bosnia and Herzegovina received 572 applications for international protection (asylum). These 572 applications involved 1,180 persons who sought asylum in BiH. During this period, competent authorities of Bosnia and Herzegovina (Ministry of Security - Sector for Asylum) recognised refugee status to 9 individuals, and granted subsidiary protection to 77 person.

In 2016, UNHCR did not implement its projects of resettlement to third countries, while in 2015 UNHCR implemented its projects of resettlement to third countries resulting in 11 refugees being resettled to Canada (10 persons holding subsidiary protection in possession of subsidiary protection cards issued by Ministry of Security and 1 mandate refugees).<sup>16</sup>

**Table 27. Number of persons who applied for asylum in BiH from 2007 to 2016**

Year	2007	2008	2009	2010	2011	2012	2013	2014	2015	2016
Persons	581	95	71	64	46	53	100	45	46	79

**Table 27a. Number of persons with recognized refugee status from 2007 to 2016**

Year	2007	2008	2009	2010	2011	2012	2013	2014	2015	2016	Total
Persons	-	1	1	-	-	-	2	5	-	-	9

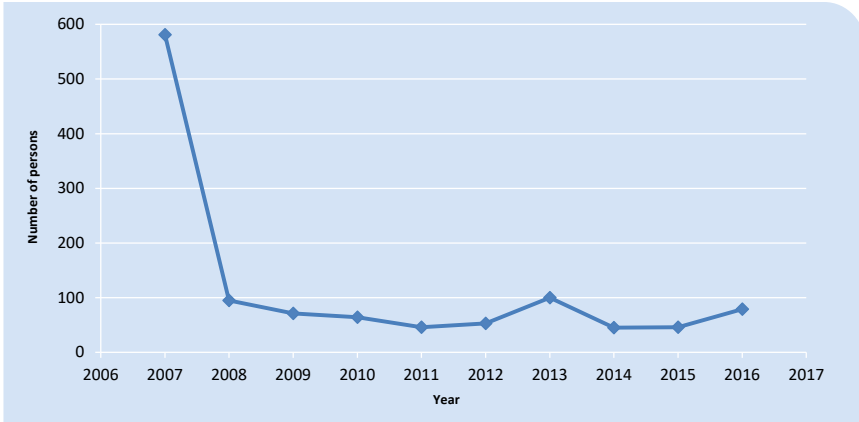
In the reporting period, out of the total number of recognized refugees, 4 persons were from the Syrian Arab Republic, and one person each from Montenegro, Sri Lanka, Cameroon, Palestine and Myanmar.

**Table 27b. Number of persons with recognized subsidiary protection in BiH from 2007 to 2016**

Year	2007	2008	2009	2010	2011	2012	2013	2014	2015	2016	Total
Persons	-	-	1	4	-	25	28	8	5	6	77

In the reporting period, out of the total number of persons with recognized subsidiary protection, 60 persons were from Syrian Arab Republic, 6 from Iraq, 5 from Serbia, 3 from Eritrea, and one each from Egypt, Palestine and Somalia.

**Graphic overview of the number of persons who applied for asylum in Bosnia and Herzegovina from 2007 to 2016**



Analysis of graphs observed by years of application, show considerable differences in number of persons applying for international protection (asylum) in Bosnia and Herzegovina, especially when compared to year of 2007, which was a consequence of the changes to legislation defining the status of temporary admission during a mass influx of persons.

Looking at the trend of applying for asylum, a significant number of claims was observed in 2007, resulting from the cessation of the temporary admission status of Serbian nationals originating from Kosovo\*. In that period, the individuals who lost their status of temporary protection had the opportunity to apply for asylum in Bosnia and Herzegovina, which they used in most of the cases.

Furthermore, an increase in the number of applications for international protection (asylum) in BiH was registered in 2013 in comparison to 2012 (amounting from 40 to 73 applications) followed by an increase in number of persons who applied for international protection (asylum) by 88.68% (100 persons in 2013 compared to 53 persons in 2012). This increase stems from a greater influx of nationals from the Syrian Arab Republic caused by the war in that area.

In 2014, the number of asylum seekers decreased again by 55.00% to be practically maintained at the same level in 2015, while over the past year that number increased by 71.74% with the highest number of asylum seekers from Turkey, the Syrian Arab Republic and Pakistan.

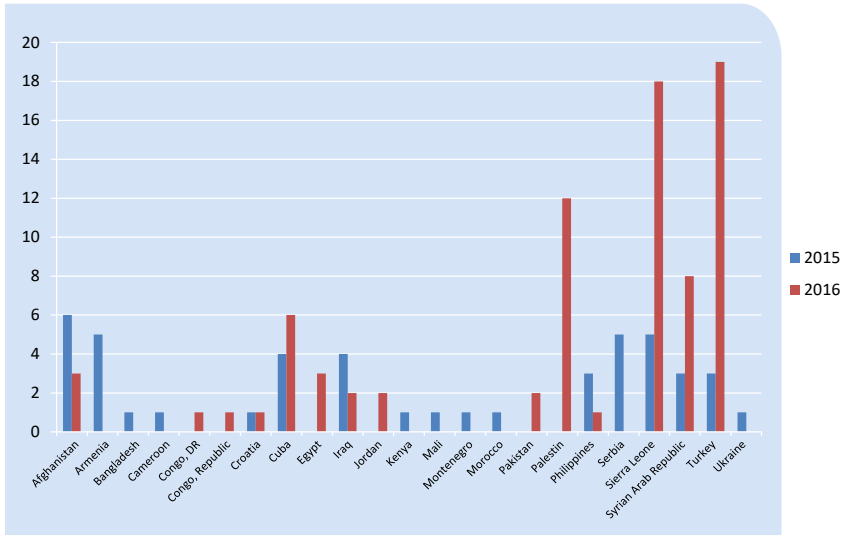


For the purpose of analysing the current situation in the asylum field, we present the data concerning submitted asylum applications along with the number of persons included in these applications during 2015 and 2016.

**Table 28. Number of applications (persons) for asylum in BiH in 2015 and 2016**

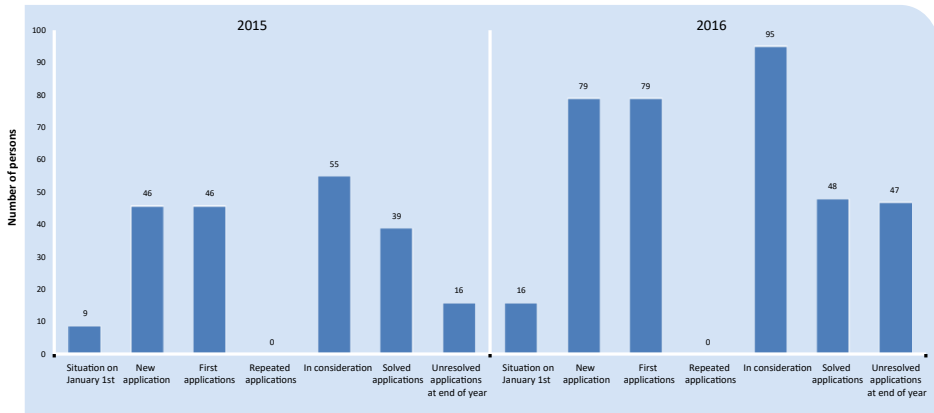
ASYLUM		2015		2016		%	
No.	Country	Applications	Persons	Applications	Persons	Applications	Persons
1	Afghanistan	6	6	3	3	-50.00%	-50.00%
2	Armenia	2	5	-	-	-100.00%	-100.00%
3	Bangladesh	1	1	-	-	-100.00%	-100.00%
4	Cameroon	4	4	2	2	-50.00%	-50.00%
5	Congo, DR	1	1	-	-	-100.00%	-100.00%
6	Congo, Republic	1	1	-	-	-100.00%	-100.00%
7	Croatia	1	1	1	1	0.00%	0.00%
8	Cuba	1	1	-	-	-100.00%	-100.00%
9	Egypt	-	-	1	1	-	-
10	Iraq	4	4	4	6	0.00%	50.00%
11	Jordan	-	-	2	3	-	-
12	Kenya	-	-	2	2	-	-
13	Mali	1	1	-	-	-100.00%	-100.00%
14	Montenegro	1	1	-	-	-100.00%	-100.00%
15	Morocco	-	-	2	2	-	-
16	Pakistan	-	-	11	12	-	-
17	Palestine	3	3	1	1	-66.67%	-66.67%
18	Philippines	-	-	1	1	-	-
19	Serbia	3	3	6	8	100.00%	166.67%
20	Sierra Leone	5	5	-	-	-100.00%	-100.00%
21	Syrian Arab Republic	5	5	17	18	240.00%	260.00%
22	Turkey	2	3	13	19	550.00%	533.33%
23	Ukraine	1	1	-	-	100.00%	100.00%
Total		42	46	66	79	57.14%	71.74%

Graphic overview of the number of persons who applied for asylum in BiH in 2015 and 2016



In 2016, most of the asylum seekers in BiH were nationals of Turkey (13 applications for 19 persons), the Syrian Arab Republic (17 applications for 18 persons), Pakistan (11 applications for 12 persons), to be followed by Serbia (6 applications for 8 persons) and Iraq (4 applications for 6 persons).

In the last two years, there were no asylum applications submitted by unaccompanied minors.



In the year of 2015, out of 38 issued decisions – 2 asylum applications (covering 3 persons) were withdrawn. In 2016, however, out of 41 issued decisions – 5 applications (covering 7 persons) were withdrawn.

To precisely illustrate current state of play in the asylum field, we hereby present a brief analysis and comparative data on submitted applications and decisions issued in 2015 and 2016, disaggregated by number of persons covered within the applications.

According to the Ministry of Security's Asylum Sector data for 2015, there was a total of 42 asylum applications covering 46 persons submitted in BiH. Additional number of 51 applications for 55 persons were also considered in the same year as a result of a caseload from previous years (9 applications for 9 persons). During 2015, a subsidiary protection status was recognised to 5 persons (5 applications), 10 applications for 10 persons were refused, and asylum procedure related to 23 applications for 24 persons was suspended. At the end of 2015, 13 applications covering 16 persons remained unresolved.

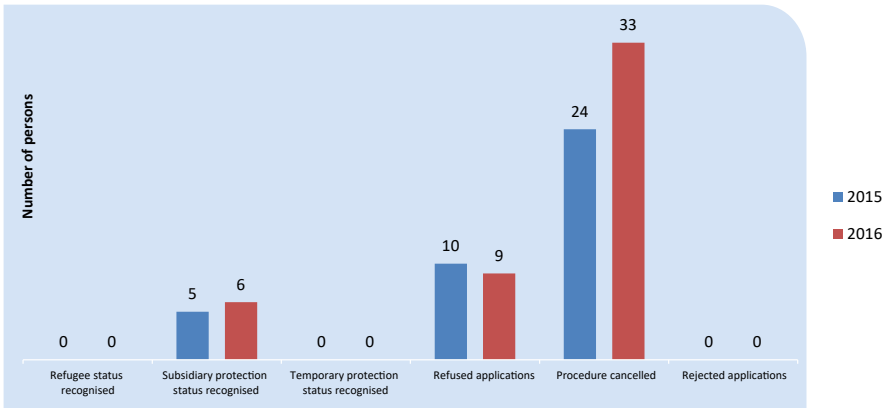
In 2015, the main reason for rejecting applications for international protection (10 applications for 10 persons) concerned the lack of grounds under Article 110 paragraph 1 of the Law on Movement and Stay of Aliens and Asylum, according to which such applications were not founded on reasons providing a basis for recognising the status of international protection. In 2015, there was a total of 4 such applications for 4 persons. The other reason for rejecting asylum applications was “an obvious deception or abuse of process” (2 applications for 2 persons), contradictory, impossible and inconsistent applications (2 applications for 2 persons); an application based on economic reasons (one application for one person) and exclusion of application of international protection (one application for one person).

In 2015, 23 applications for 24 persons were suspended due to the following reasons: the applicants left or attempted to leave BiH (12 applications for 12 persons); due to the reasons prescribed by the Law on Administrative Procedure (8 applications for 9 persons) and the applicant did not respond to the summoned interview (3 applications for 3 persons).

Analysis of the overall applications in 2015, including those who have been received during the year as well as those who have been transferred from previous years, shows that most asylum applications were filed by nationals of Afghanistan (20% of total asylum seekers) and the Syrian Arab Republic (12.73% of the total number of asylum seekers), as a result of unchanged war circumstances in that country, followed by the citizens of Sierra Leone and Armenia (9.09% of the total number of asylum seekers each), Iraq and Cameroon (7.27% of the total number of asylum seekers). When considering gender and age structure of the asylum seekers in 2015, out of 55 persons seeking asylum in BiH, 9 were women (16%) and 46 were men (84%). Age structure shows that the majority of the persons fall under the 18 to 35 age group (31 persons or 56% of the total number of asylum seekers), to be followed by the 36 to 59 age group (17 persons or 31%), and over 60 years age group (4 persons or 7%), and finally the 0 to 17 age group (3 persons or 6%).

According to the data from the Ministry of Security's Asylum Sector kept for the year of 2016, BiH received 66 asylum applications covering 79 persons. However, if one takes into account the unresolved cases from the previous years (13 applications for 16 persons), the total number of considered asylum claims in 2016 amounts to 79 application for 95 persons. During the previous year, Asylum Sector recognised the status of subsidiary protection in 6 cases for 6 persons, refused 8 applications for 9 persons, while the procedures were suspended for 27 applications covering 33 persons. Since there was no application rejected, 38 unresolved applications for 47 persons remained unresolved at the end of the year 2016.

Overview of decisions on asylum (summary shown first-instance decisions)



The main reason for rejecting applications for asylum (8 applications for 9 persons) concerned the lack of grounds under Article 44 (1) in conjunction with Articles 19 and 22 of the Law on Asylum, which sets the grounds for recognising the status of refugee or subsidiary protection.

In 2016, the procedures related to 27 applications for 33 persons were suspended for the following reasons: applicant does not reside at the last registered address (22 applications for 26 persons); reasons prescribed by the Law on Administrative Procedure (5 applications for 7 persons).

By taking into account pending cases from previous years, as well as the applications received in 2016, there was a total of 79 applications for 95 persons. Most applications were filed by the nationals of the Syrian Arab Republic (21% of the total number of asylum seekers, as a consequence of the unchanged war circumstances in that country) and Turkey (20% of the total number of asylum seekers), which is a consequence of the unchanged war circumstances in these countries. These are followed by nationals of Pakistan (13% of the total number of asylum seekers), Iraq and Serbia (each having 8.5% of the total number of asylum seekers).

An overview of the gender and age structure of asylum seekers in BiH in 2016 reveals that out of 95 persons – 23 were women (24%) and 72 men (76%). The age structure of these individuals shows that they most commonly stem under the age group of those from 18 to 35 years (55 persons or 58%), followed by those being from 36 to 59 years of age (23 persons or 24%), the age group from 0 to 17 years (15 persons or 16%), and finally - the age group over 60 years (2 persons or 2%).

By taking into account only the asylum claims received in 2016 (66 applications for 79 persons), one can see that majority of applicants were the nationals of Turkey (19 persons), followed by Syrian Arab Republic (18 persons), Pakistan (12 persons), Serbia (8 persons) and Iraq (6 persons).

The gender and age structure of the applicants in the previous year shows that there was a total of 20 women (25%) and 59 men (75%). Most frequently, they are in the 18 to 35 age group (45

persons or 57%), followed by those in the 36 to 59 age group (19 persons or 24%), those from 0 to 17 age group (13 persons or 16%), and finally over 60 years age group (2 persons or 3%).

## 7. Work Permits Issued to Aliens

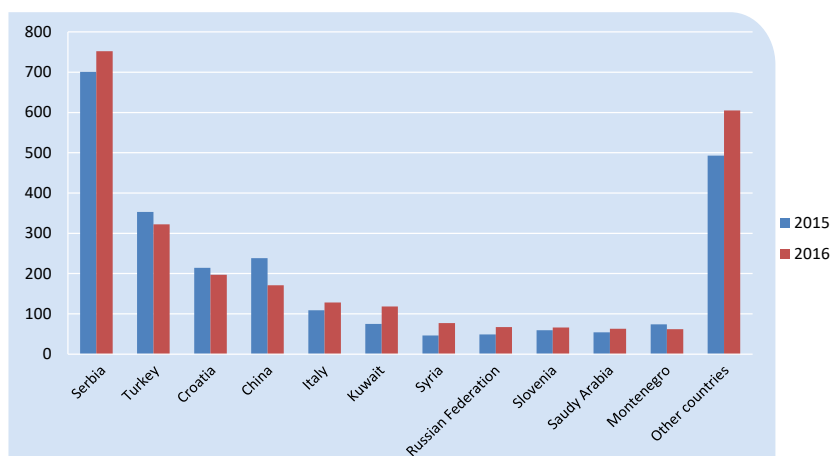
According to the data obtained from the Labour and Employment Agency of Bosnia and Herzegovina, and on the basis of data received from the relevant entity employment services and the Employment Service of Brcko District, a total of 2,465 work permits were issued to aliens in Bosnia and Herzegovina in 2015 and 2,628 in 2016, representing an increase of 6.61%. The data on work permits issued to aliens, disaggregated by nationality and qualification structure of aliens is shown below.

**Table 29. Work permits issued to aliens in 2015 and 2016 disaggregated by nationality**

No.	Nationality	2015	2016	%
1	Serbia	701	752	7.28%
2	Turkey	353	322	-8.78%
3	Croatia	214	197	-7.94%
4	China	238	171	-28.15%
5	Italy	109	128	17.43%
6	Kuwait	75	118	57.33%
7	Syria	46	77	67.39%
8	Russ. Federation	49	67	36.73%
9	Slovenia	59	66	11.86%
10	Saudy Arabia	54	63	16.67%
11	Montenegro	74	62	-16.22%
12	Other countries	493	605	22.72%
Total		2,465	2,628	6.61%

The majority of aliens with work permits in Bosnia and Herzegovina in last year are nationals of Serbia (28.61%). They are followed by the nationals of Turkey (12.25%), Croatia (7.50%) and China (6.51%). Increasing trend for most of the presented countries related to the issuance of work permits in BiH can be observed in 2016 as compared to 2015, except nationals of China, Turkey, Croatia and Montenegro.

**Work permits issued to aliens, disaggregated by nationalities**

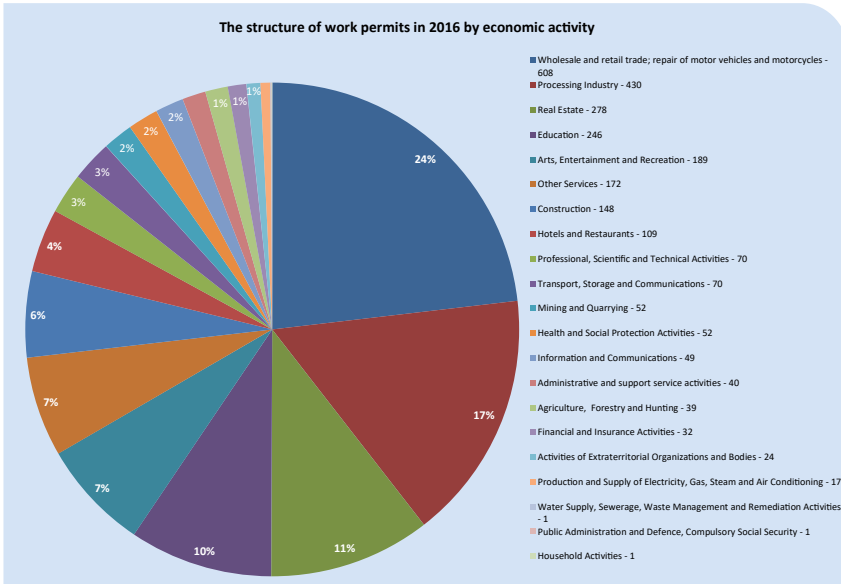


The data regarding the qualification structure of aliens who were issued work permits in 2016 show that the majority of them have a university degree (44.56%), followed by those with secondary education (27.40%), and non-qualified workers (10.88%), which is almost the same case as in previous years when it comes to university and secondary education.

In 2016, the largest number of work permits were issued in the following sectors: trade 608 (23%), processing industry 430 (16%), real estate 278 (11%) and education 246 (9%), which represents 59% of the total number of work permits issued.

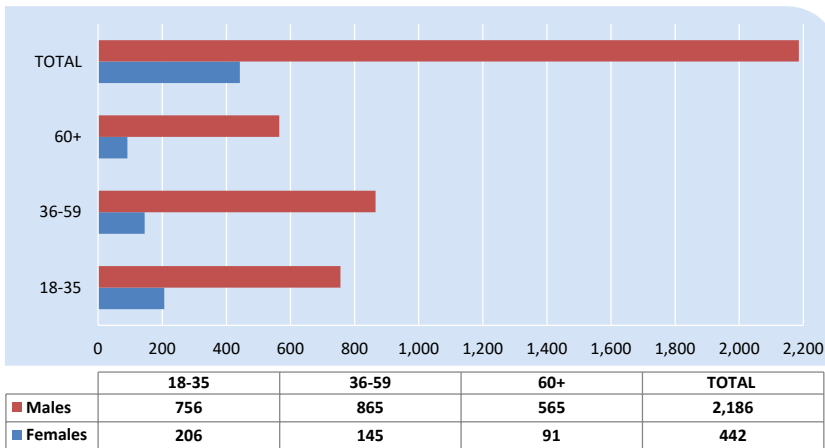
**Table 30. Structure of work permits in 2016 disaggregated by economic activity**

ACTIVITY	2016
Wholesale and retail trade; repair of motor vehicles and motorcycles	608
Processing Industry	430
Real Estate	278
Education	246
Arts, Entertainment and Recreation	189
Other Services	172
Construction	148
Hotels and Restaurants	109
Professional, Scientific and Technical Activities	70
Transport, Storage and Communications	70
Mining and Quarrying	52
Health and Social Protection Activities	52
Information and Communications	49
Administrative and support service activities	40
Agriculture, Forestry and Hunting	39
Financial and Insurance Activities	32
Activities of Extraterritorial Organizations and Bodies	24
Production and Supply of Electricity, Gas, Steam and Air Conditioning	17
Water Supply, Sewerage, Waste Management and Remediation Activities	1
Public Administration and Defence, Compulsory Social Security	1
Household Activities	1
<b>TOTAL</b>	<b>2,628</b>



Of all work permits issued in 2016, 442 (17%) were issued to women and 2,186 (83%) to men, which is a ratio approximate to the past two years. The most work permits issued in 2016, a total of 865 (33%), were issued to men from the 36 to 59 age group.

Work permits in 2016, disaggregated by age and sex



## 8. Acquiring BiH Citizenship

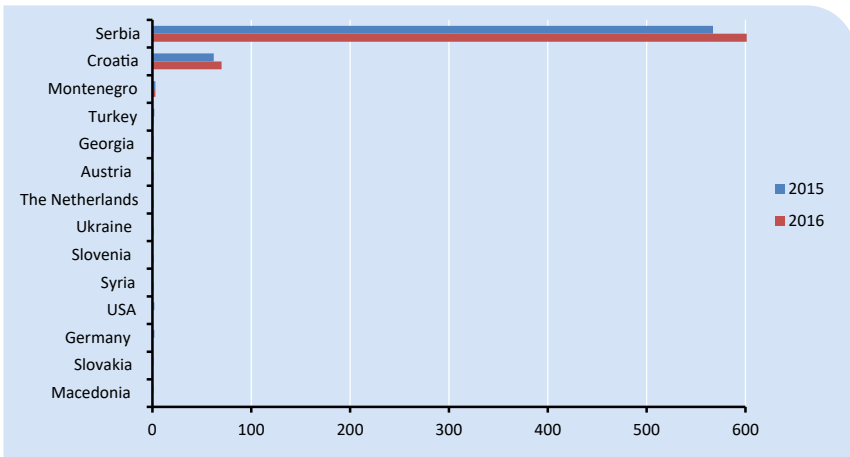
The Ministry of Civil Affairs, which is responsible for providing consent for granting BiH citizenship, requested competent entity level ministries to submit statistics on the number of people who were granted BiH citizenship by way of naturalisation or implementation of international treaties on dual citizenship. The FBiH Ministry of Interior and the RS Ministry of Administration and Local Self-Governance submitted the requested data, disaggregated by country of origin, sex and age of the persons who acquired BiH citizenship in 2015 and 2016. The submitted figures were analysed and disaggregated by year. Also, the Council of Ministers of BiH adopted Decisions on admission to BiH citizenship for persons of particular benefit to Bosnia and Herzegovina in accordance with Article 13 of the Law on Citizenship of BiH. For these persons, the fact of citizenship of BiH and Entity citizenship is registered in accordance with their place of residence in Bosnia and Herzegovina.

**Table 31. Number of persons granted BiH citizenship in 2015 and 2016 disaggregated by country of origin**

No.	Previous citizenship	2015	2016
1	Serbia	567	602
2	Croatia	62	70
3	Montenegro	3	3
4	Turkey	2	1
5	Georgia	1	1
6	Austria	-	1
7	The Netherlands	-	1

No.	Previous citizenship	2015	2016
8	Ukraine	-	1
9	Slovenia	-	1
10	Syria	-	1
11	USA	2	-
12	Germany	2	-
13	Slovakia	1	-
14	Macedonia	1	-
<b>Total</b>		<b>641</b>	<b>682</b>

**Granted BH citizenship disaggregated by the country of origin**





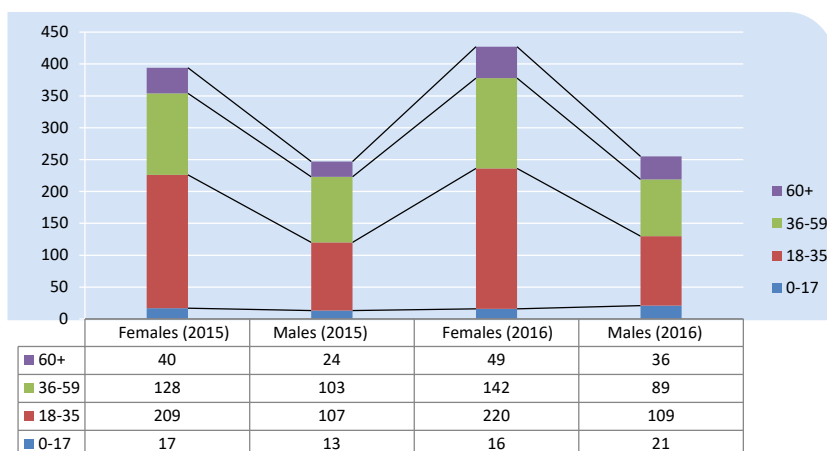
The majority of persons who were granted BiH citizenship in the past two years originate from Serbia and Croatia (88%).

A total of 641 persons were granted BiH citizenship in 2015. Of that number, 566 persons were granted BiH citizenship based on the Dual Citizenship Agreements. In 2015, 320 persons were granted BiH and FBiH citizenship, 12 of them based on Decision of the Council of Ministers of BiH on admission to BiH citizenship for persons of particular benefit to Bosnia and Herzegovina and 308 of them based on the Dual Citizenship Agreement between Bosnia and Herzegovina and Serbia. In 2015, 321 persons were granted BiH and RS citizenship, 2 of them based on Decision of the Council of Ministers of BiH on admission to BiH citizenship for persons of particular benefit to Bosnia and Herzegovina and 250 of them based on the Dual Citizenship Agreement between Bosnia and Herzegovina and Serbia and 8 persons based on the Dual Citizenship Agreement between Bosnia and Herzegovina and Croatia and 61 persons through naturalisation.

A total number of 682 aliens who were granted BiH citizenship in 2016 is increased by 6.40% compared to 2015. 592 of them are based on the Dual Citizenship Agreements. In 2016, 309 persons were granted BiH and FBiH citizenship, 5 of them based on Decision of the Council of Ministers of BiH on admission to BiH citizenship for persons of particular benefit to Bosnia and Herzegovina and 304 of them based on the Dual Citizenship Agreement between Bosnia and Herzegovina and Serbia, while 373 persons acquired BiH and RS citizenship in 2016, one of them based on Decision of the Council of Ministers of BiH on admission to BiH citizenship for persons of particular benefit to Bosnia and Herzegovina, 276 persons based on the Dual Citizenship Agreement between Bosnia and Herzegovina and Serbia and 12 persons based on the Dual Citizenship Agreement between Bosnia and Herzegovina and Croatia, and 84 persons through naturalization.

As the analysis of the overall data on persons who were granted BiH citizenship in 2016 disaggregated by the age and sex shows that almost 48% of persons who were granted BiH citizenship are in the 18 to 35 age group, and that more women (63%) than men (37%) were granted citizenship, which is almost the same case as in the past years.

Persons who were granted BH citizenship disaggregated by age and sex



## 9. Emigration from Bosnia and Herzegovina

The Ministry for Human Rights and Refugees of Bosnia and Herzegovina is an institution at the state level under which Diaspora Sector is responsible, among other things, for collection of data and various information on BH emigration including number, structure, status, employment, involvement in the education system and integration in the host countries, remittances etc. Based on the official data of the competent institutions in Bosnia and Herzegovina, the statistical agencies of the host countries and the Diplomatic and Consular Missions of Bosnia and Herzegovina, an analysis of the state of play of emigration / diaspora from Bosnia and Herzegovina is made on an annual basis, reflecting the emigration trends from Bosnia and Herzegovina.

### 9.1. Overall assessment of migration flows

According to the available official data of the statistical agencies of the host countries and diplomatic and consular representations of Bosnia and Herzegovina, an estimate of the total number of persons in diaspora originating from Bosnia and Herzegovina is at least 2 million which makes 56.64% compared to 3,531,159 of the total population in Bosnia and Herzegovina.<sup>17</sup>

According to the World Bank estimates, this percentage is somewhat lower and amounts to 44.5% which place Bosnia and Herzegovina at the 16th place in the world by the rate of emigration in relation to the population in the country (out of a total of 214 countries and territories covered in the “*Migration and Remittances Factbook 2016*”). It is important to note that the World Bank data refer only to the first generation of BH emigrants, which explains the difference in the total number and rate of emigration in relation to the total population in the country.

Bosnia and Herzegovina is faced with far greater emigration of the population in relation to the countries of the region. According to the latest data from the World Bank<sup>18</sup>, the emigration rate of 44.5% place Bosnia and Herzegovina well ahead of Serbia (18%) and Croatia (20.9%), and even ahead of Albania (43.6%), which has been the leading country in Europe for years by the rate of emigration compared the total number of inhabitants living in the country.

Emigration from BiH is a continuous process, and its major post-war causes are of an economic nature. The unemployment rate in BiH was 27.7% in 2015. With regard to unemployment, the biggest problem in BiH is due to the fact that the unemployment is of a structural nature. This means that the majority of unemployed persons represents those who are unemployed for more than a year and make up 82% of the total number of unemployed population. According to the age and gender disaggregated data unemployment is the more distinctive among young people (62.3%) and women (30.7%) than among men (25.8%). According to *Balkan Barometer 2016*, most of BiH’s population is dissatisfied with life in the country, and 50% of the population would leave BiH and work

<sup>17</sup> Bosnia and Herzegovina in numbers 2016, AzSBIH, 2016 and “Official Gazette of BiH” no. 60/16

<sup>18</sup> Migration and Remittances Factbook 2016

abroad, which is also the highest percentage compared to the countries of South East Europe.<sup>19</sup>

When we talk about the number of emigrants from Bosnia and Herzegovina on an annual basis, it is important to point out the lack of data kept in Bosnia and Herzegovina. The only data that can be used as emigration statistics by years are the data on the number of persons who have been deregistered from the register of permanent and temporary residence of Bosnia and Herzegovina to immigrate to other countries, kept by the Agency for Identification Documents, Records and Data Exchange of Bosnia and Herzegovina. According to these statistics, it was found that 4,034 persons withdrew permanent residence in Bosnia and Herzegovina in 2016.<sup>20</sup>

**Table 32. Number of persons who cancelled their residence in BiH in 2016 for eight leading host countries**

HOST COUNTRY	NUMBER OF PERSONS IN 2016
Germany	1,196
Austria	895
Croatia	888
Serbia	487
Slovenia	421
Montenegro	63
Norway	38
The Netherlands	36
Other countries	10
<b>TOTAL:</b>	<b>4,034</b>

There is no statutory obligation to deregister residence in Bosnia and Herzegovina. Therefore, a significant number of those who leave BiH for their employment, study or for some other reason do not deregister their residence.

These data are indicators of the trend of emigration from Bosnia and Herzegovina although they do not represent overall data on emigration from BiH. Germany, Austria, Croatia and Serbia have been destination countries for migrants from Bosnia and Herzegovina for several years. In 2016, the trend of increased departure to Germany and Austria was observed in comparison to previous years, while the number of persons emigrating to Croatia and Serbia decreased.

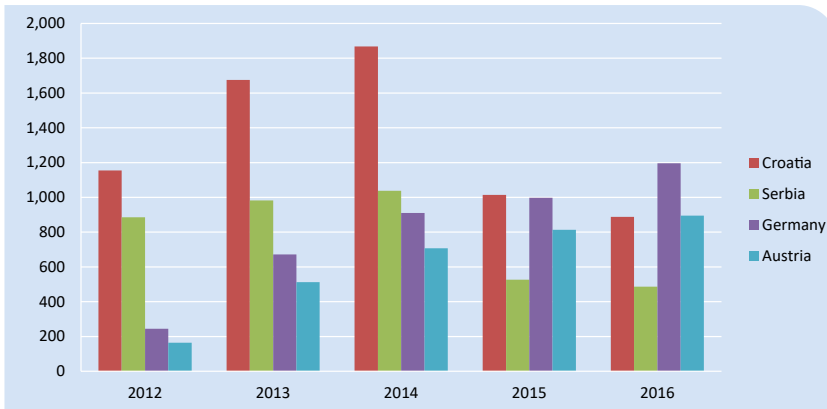
19 Development Report of BiH 2015, DEP

20 Source: Letter of the Agency for Identification Documents, Records and Data Exchange of Bosnia and Herzegovina no: 15-03-07-10-77-1 / 17 from 27.01.2017

**Table 33. Number of persons who cancelled their residence in BiH on an annual basis including four leading host countries**

HOST COUNTRY	2012	2013	2014	2015	2016
Croatia	1,155	1,675	1,868	1,014	888
Serbia	885	982	1,038	527	487
Germany	244	672	910	998	1,196
Austria	164	512	707	814	895
<b>TOTAL:</b>	<b>2,448</b>	<b>3,841</b>	<b>4,523</b>	<b>3,353</b>	<b>3,466</b>

**Number of persons who cancelled their residence in BiH on an annual basis including four leading host countries**



In BiH, there is an increasingly popular employment trend abroad. Currently, there are two employment contracts in force that Bosnia and Herzegovina signed with Slovenia and Germany. Slovenian is mostly looking for drivers, welders, cooks, and other workers with secondary education.

According to the data available to the BiH Agency for Labour and Employment of BiH<sup>21</sup> relating to BiH citizens employed in the countries with which BiH has signed an employment agreement, in the year 2016, 4,778 BiH citizens were employed in the Republic of Slovenia and 1,079 BiH citizens were employed in the Federal Republic of Germany, totalling 5,857 persons. This number increased by 77% compared with the previous year (3,301).

A real number of BiH citizens employed abroad is much higher having in mind that we do not have data for all other persons who had found an employment through direct contact with Employers abroad or through Recruitment agencies or in some other ways. Also, in many cases family members live together with BiH citizens who have obtained an employment abroad, of which there is no information available.

21 Letter of the BiH Agency for Labour and Employment no: 03-14-1-24-2/17 from 30.01.2017

Due to the high unemployment rate in Bosnia and Herzegovina and the inability to find full-time employment, the labour migrations are often temporary. However, if in the near future there will be no positive changes in BiH society, there is a reasonable concern that the temporary nature of this migration could become permanent.

According to UNESCO<sup>22</sup> data, the total number of international students from Bosnia and Herzegovina in the world who enrolled in the studies abroad in 2015 amounted to 10,992<sup>23</sup>. BiH citizens are studying in 37 countries and the largest number of students are enrolled in Serbia – 5,704, Austria – 2,355 and Germany - 624. In addition to these countries, a significant number of students decide to enrol in the studies in Italy, the USA, Turkey and Slovenia.

## 9.2. Number of emigrants

Diaspora Sector of the Ministry for Human Rights and Refugees of Bosnia and Herzegovina has been continuously working on collecting information on Bosnia and Herzegovina's Emigrants. This kind of data is mostly collected on the basis of data kept by the host country on immigrants and their descendants. Data on BiH Emigrants / Diaspora based on records and censuses of recipient countries can be classified into three main groups: nationals of Bosnia and Herzegovina, persons born in Bosnia and Herzegovina and persons originating from the BiH (including progeny as well).

Accurate statistics on the total number of migrants born in Bosnia and Herzegovina, regardless of their current citizenship in 51 countries around the world, is 1,727,173, of which 60% or 1,039,236 live in 28 EU countries.

<sup>22</sup> UNESCO: Global Flow of Tertiary- Level Students Data extracted on 08 Feb 2017 from UIS.Stat.

<sup>23</sup> In the explanation of data relating to the students' background, it is stated that these are the data on persons originating from BiH who crossed the international border for study purposes and enrolled in the study in the given host state.

Table 34. Number of emigrants born in BiH in 51 leading host countries

No.	HOST COUNTRY	NUMBER	SOURCE OF DATA/ REFERENCE YEAR
1	Croatia	404,874	UN , 2015
2	Serbia	335,992	UN , 2015
3	Germany	199,837	UN , 2015
4	Austrija	157,844	Eurostat <sup>24</sup> , 2015
5	USA	122,190	UN , 2015
6	Slovenia	105,313	UN , 2015
7	Sweden	58,583	UN , 2015
8	Switzerland	57,542	UN , 2015
9	Australia	41,449	UN <sup>25</sup> , 2015
10	Canada	39,583	UN , 2015
11	Montenegro	34,259	UN , 2015
12	Albania	29,077	UN <sup>26</sup> , 2013
13	Italy	27,726	Eurostat , 2015
14	The Netherlands	25,440	Statistics Agency of the Netherlands 2013
15	Denmark	18,735	UN , 2015
16	France	13,939	UN , 2015
17	Norway	13,343	UN , 2015
18	Macedonia	8,713	UN , 2015
19	United Kingdom	8,469	UN , 2015
20	Turkey	3,507	UN , 2015
21	Poland	3,477	UN , 2015
22	Belgium	3,059	UN , 2015
23	Czech Republic	2,648	UN , 2015
24	Luxembourg	2,426	UN , 2015
25	Spain	2,119	UN , 2015
26	Ireland	1,838	Eurostat , 2015
27	Finland	832	UN , 2015
28	New Zeland	626	UN , 2013
29	Russian Federation	515	UN , 2015
30	Hungary	506	Eurostat , 2015
31	Greece	440	UN , 2015
32	Slovakia	393	UN , 2015
33	Libya	329	UN , 2015
34	Liechtenstein	312	UN , 2015
35	Malta	191	UN , 2015
36	South Africa	184	UN , 2015
37	Iceland	153	UN , 2015
38	Bulgaria	116	Eurostat , 2015
39	Portugal	111	Eurostat , 2015
40	Cyprus	96	Eurostat , 2015
41	Brazil	82	UN , 2015
42	Egypt	70	UN , 2015
43	Jordan	64	UN , 2015
44	Romania	60	Eurostat , 2015
45	Israel	53	UN , 2015
46	Venezuela	24	UN , 2015
47	Chile	12	UN , 2015
48	Bolivija	10	UN , 2015
49	Dominican Republic	5	UN , 2015
50	Latvia	5	UN , 2015
51	Estonia	2	Eurostat , 2015
<b>TOTAL</b>		<b>1,727,173</b>	

It is estimated that at least 2 million people originating from BiH live all over the world. This number includes persons born in BiH who have left their homeland and the estimated number of their descendants born in the host countries, no matter what nationality they have. It does not include the so-called *Old Immigration*. The Ministry has only partial data on the number of descendants. Estimates of the number of persons originating from BiH that live all over the world are made on the basis of these data and the data

24 Eurostat Database – Population on 1 January 2015 by five year age group, sex and country of birth[migr\_pop3ctb]. Last update: 05-01-2017

25 United Nations, Department of Economic and Social Affairs. Trends in International Migrant Stock: Migrants by Destination and Origin - 2015 revised (United Nations database), accessed on 29.1.2017

26 United Nations, Department of Economic and Social Affairs (2013). Trends in International Migrant Stock: Migrants by Destination and Origin (United Nations database), accessed on 29.1.2017

and estimates from Diplomatic and Consular Missions of Bosnia and Herzegovina and Statistical Agencies and Censuses Institutes of the host countries.

### 9.3. Status of emigrants

Status of BiH emigrants is largely resolved through the acquisition of the citizenship of the host country, permanent or temporary work permit.

Even though the war ended more than twenty years ago, and many refugees have returned to Bosnia and Herzegovina or resolved their status in the host countries, the BiH emigrants are still often called refugees. In most countries for many years there are no registered persons from Bosnia and Herzegovina with refugee status. In countries where there are still registered persons from Bosnia and Herzegovina with refugee status, this number is smaller every year. According to UNHCR<sup>27</sup> data, in the beginning of 2015, a total of 21,897 persons from Bosnia and Herzegovina with refugee status were registered all over the world, whereas by the end of the same year this number was reduced to 18,769.

The largest number of registered refugees from Bosnia and Herzegovina in late 2015 is in Serbia (9,287), followed by France (4,055), Croatia (around 4,000) and Germany (1,412).

According to the data available for fourteen host countries, a number of citizens of Bosnia and Herzegovina, with a permanent or temporary residence, is 448,451, as presented in Table 35. This number represents BiH citizens who have only the citizenship of Bosnia and Herzegovina and who have not acquired citizenship of the host country nor have dual citizenship.

**Table 35. Number of BiH citizens in 14 host countries (not included persons who in addition to the citizenship of Bosnia and Herzegovina have the citizenship of another country)**

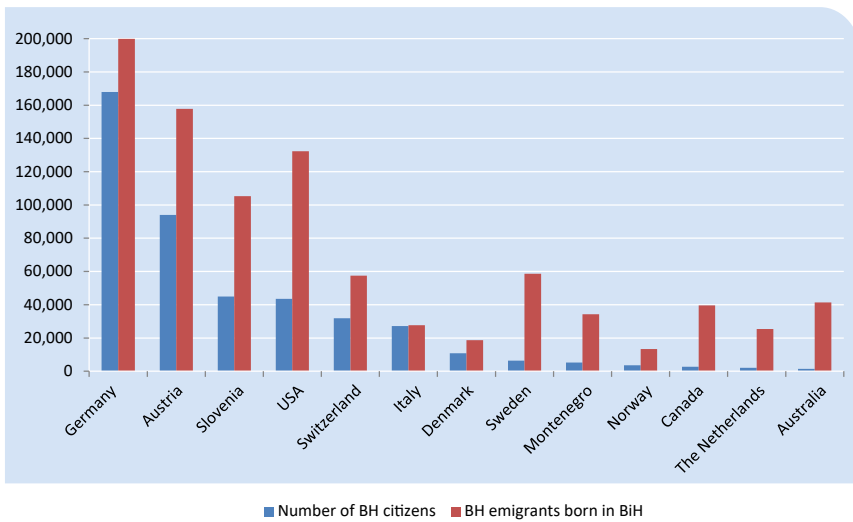
HOST COUNTRY	NUMBER OF BIH CITIZENS	REFERENCE YEAR
Germany	167,975	2016
Austria	93,973	2016
Slovenia	44,885	2015
USA	43,547	2013
Switzerland	31,905	2015
Italy	27,199	2016
Denmark	10,815	2016
Croatia	6,733	2011
Sweden	6,415	2015
Montenegro	5,209	2011
Norway	3,586	2016
Canada	2,690	2011
The Netherlands	2,119	2016
Australia	1,400	2011
<b>TOTAL:</b>	<b>448,451</b>	

27 Source: UNHCR, Global Trends, 2015 Global Trends Annex Tables, 20 June 2016, <http://www.unhcr.org/global-trends-2015.html>

The data show that in some countries the number of citizens of Bosnia and Herzegovina continues to increase. For example, in the Federal Republic of Germany the number of BiH citizens increased by 4,456 in the course of 2016 in comparison to the previous year, and in Austria it was increased by 1,445 persons during the same period.

It is important to note that data on the number of BiH nationals who are in possession of dual citizenship under the Dual Citizenship Agreement with Croatia, Serbia and Sweden, are not available. Data on BiH citizens in Croatia and Sweden listed in Table 35 refer only to those BiH citizens who have not acquired the citizenship of the host country, while this type of data on BiH citizens is not available to Serbia.

#### Comparative overview of the number of emigrants born in BiH and the number of the BiH citizens in the same host country



The percentage of naturalization of BiH immigrants in respective host country can be clearly seen in correlation between the number of persons who have the BiH citizenship and the number of persons who were born in BiH. In most countries the number of BiH citizens is much smaller than the number of those who were born outside the country. The biggest difference in correlation between these two numbers is in Australia, Canada and the Netherlands. In all of three of these countries, over 90% of BiH emigrants are naturalized, and resolved their status through the acquisition of the nationality of the host country.

The largest number of immigrants from Bosnia and Herzegovina who have acquired citizenship of the host country still holds the nationality of Bosnia and Herzegovina as dual citizenship in accordance with the agreements on dual citizenship or retain their nationality with the acquisition of the nationality of the host country where the legislation of the host country provides for such possibility. According to the data of the Ministry of



Civil Affairs of BiH,<sup>28</sup> a total of 4,298 persons renounced the citizenship of Bosnia and Herzegovina. The largest number of BiH citizens renounced the citizenship of Bosnia and Herzegovina in order to acquire citizenship of Federal Republic of Germany, Austria and Slovenia. A total of 73,587 persons renounced the citizenship of Bosnia and Herzegovina from January 1, 1998 up to the present day.

Data on the number of naturalized BIH emigrants are extremely important when it comes to the degree of integration of BiH emigrants in the host countries, but at the same time indicate the character of migration, or the fact they are a long-term migrants.

## 9.4. Remittances

Data on remittances from abroad are kept by the Central Bank of Bosnia and Herzegovina. Estimates of remittances from abroad for all four quarters in 2016 amounts to BAM 2,396.8 million. However, the estimate of total transfers from abroad including foreign pensions for 2016, amounts to BAM 3,608.4 million.

**Table 36. Transfers from abroad for 2016<sup>29</sup>**

In million BAM	2016 1st quarter	2016 2nd quarter	2016 3rd quarter	2016 <sup>30</sup> 4th quarter (estimate)	2016 Total (estimate)
Personnel transfers (Remittances from abroad)	513.8	627.6	658.8	596.6	2,396.8
Other current transfers (primarily pensions)	251.7	289.4	299.0	371.4	1,211.5
<b>Total current transfers (Other sectors)</b>	<b>765.6</b>	<b>917.0</b>	<b>957.8</b>	<b>968.0</b>	<b>3,608.4</b>

According to the estimates of the World Bank, the remittances from abroad to Bosnia and Herzegovina in 2016 amounted to BAM 3,338.4.<sup>31</sup>

According to the World Bank data for 2015, the share of remittances in GDP of Bosnia and Herzegovina is 11.1% which put Bosnia and Herzegovina at the 23rd position in the world, or the 4th in Europe (among 214 countries and territories).<sup>32</sup>

The inflow of remittances in Bosnia and Herzegovina by host country of emigrants shows that most remittances in 2015 (over 50%) come from Croatia, Serbia and Germany<sup>33</sup>, like previous year.

28 Letter of the Ministry of Civil Affairs of BiH no. 06-1-30-2-77/17 from 19.01.2017

29 Central Bank of BiH-Report on the balance of payments of Bosnia and Herzegovina up to Q3 2016

30 Source: Letter of the Central Bank of BiH from 12.01.2017 – Transfers\_2006-Q3\_2016 and estimate for Q4 2016 on the basis of remittances for the past three years.

31 Migration and Remittances Factbook 2016, October 2016, World Bank

32 Migration and Remittances Factbook 2016, October 2016, World Bank

33 Estimates of remittances by country for 2015, October 2016, World Bank

Table 37. Assessment of remittances by host countries of BiH Emigrants for the 2015

HOST COUNTRY	Amount of remittances sent in millions BAM	Amount of sent remittances %
Croatia	898	27.8%
Serbia	506	15.7%
Germany	340	10.5%
Austria	311	9.6%
USA	280	8.7%
Slovenia	233	7.2%
Switzerland	122	3.8%
Sweden	116	3.6%
Australia	82	2.5%
Other countries	342	10.6%
<b>TOTAL:</b>	<b>3,230</b>	<b>100.00%</b>

Assessment of remittances by host countries of BiH Emigrants for the year 2014 in percentages

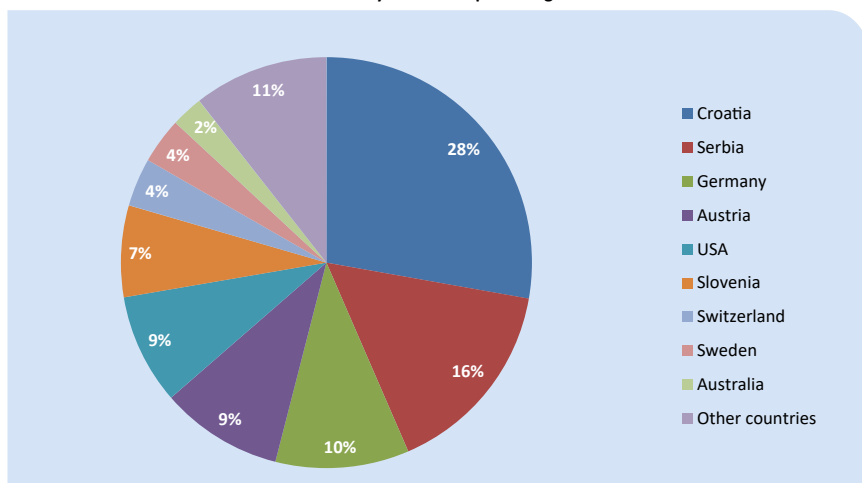
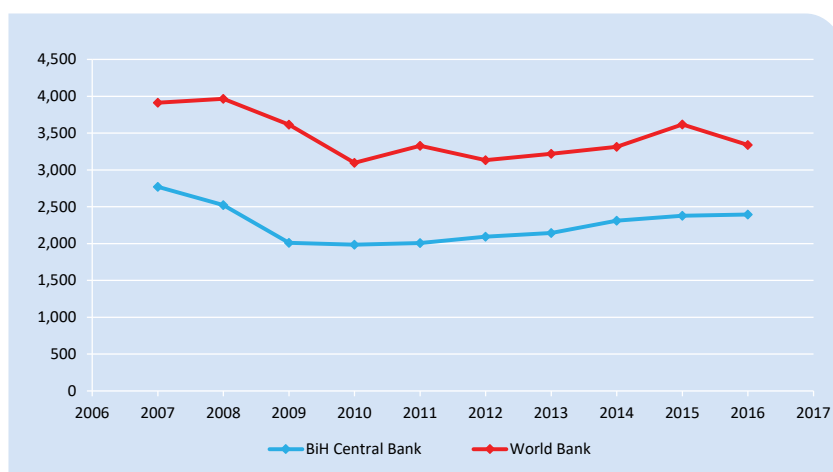


Table 38. Remittances from emigration from 2007 to 2016<sup>34</sup>

Emigration remittances		2007	2008	2009	2010	2011	2012	2013	2014	2015	2016 <sup>35</sup> (estimate)
BiH Central Bank	BAM in mill.	2,771	2,522	2,010	1,984	2,008	2,093	2,145	2,311	2,378	2,396
	EURO in mill.	1,417	1,289	1,027	1,014	1,026	1,070	1,096	1,181	1,215	1,225
World Bank	BAM in mill.	3,914	3,966	3,615	3,097	3,328	3,134	3,218	3,313	3,617	3,338
	EURO in mill.	2,001	2,028	1,848	1,583	1,701	1,843	1,645	1,693	1,849	1,706

Remittances from emigrants from abroad in million BAM



The presented data show that remittances represent a stable income to Bosnia and Herzegovina. Noticeable difference in the data of the Central Bank and the World Bank is due to the fact that Central Bank data include only “personal transfers”, while according to the World Bank, remittances represent the sum of “personal transfers” and “compensation of employees”.

34 Remittances for 2015 are updated in relation to the estimate in the Migration Profile for 2015, in accordance with the current data on remittances for that period of the Central Bank of BiH.

35 The value of remittances for 2016 represent an estimate.

## 10. BiH Immigration Policy, Legal and Institutional Framework

Pursuant to Article III, Paragraph (1), Indent f) of the Constitution of Bosnia and Herzegovina, policy development and regulation of immigration, refugees, and asylum issues is under the competence of state-level institutions.

### 10.1. Immigration Policy

Data from 2000 regarding illegal migration of aliens attempting to enter Western European countries via Bosnia and Herzegovina indicated that Bosnia and Herzegovina had become a transit centre for well-organised international crime involved in the smuggling of human beings.

- ◊ An overview of the immigration and asylum situation, completed in the first quarter of 2001, identified types and causes of illegal migration and proposed measures to remedy the situation. The BiH Council of Ministers adopted this overview on 10 May 2001. The adoption of this overview provided a solid foundation for further activities aimed at controlling illegal migration. This overview was also the first document to define the goals and basis for immigration policies in Bosnia and Herzegovina.
- ◊ The second document that defined Bosnia and Herzegovina's policy and developed its immigration and asylum system was the Action Plan in the Field of Immigration and Asylum, as adopted by the BiH Council of Ministers on 6 April 2004. This document identified issues of visas, borders, immigration and asylum and elaborated each of them with clearly set goals, tasks and stakeholders responsible for their implementation.
- ◊ Since 2008, a policy in the field of immigration and asylum is defined by the Strategy in the Field of Immigration and Asylum and the 2008-2011 Action Plan, as adopted by the BiH Council of Ministers on 13 November 2008. This document outlines the development of immigration and asylum systems in Bosnia and Herzegovina, the current state of play, defines the goals, activities, deadlines, and parties responsible for activities in the following fields: visas, borders, immigration, asylum and protection of foreign victims of trafficking in human beings. The Council of Ministers of Bosnia and Herzegovina, at its session held on 19 March 2009, adopted the Decision on Appointing the Coordinating Body for Monitoring the Implementation of the Strategy in the Fields of Immigration and Asylum and the 2008-2011 Action Plan ("BiH Official Gazette" No. 32/09).
- ◊ On 12 June 2012, the BiH Council of Ministers also adopted the new Strategy in the Area of Immigration and Asylum and the 2012-2015 Action Plan. The strategy is the result of the need to continue the already established practice of comprehensive planning of activities and develop documents, representing the framework for both the context of continuation of positive trends in migrations and asylum management and in the sense of current efforts towards rapid integration of our country into the European Union membership. At its session held on 23 January 2013, the BiH Council of Ministers issued a Decision on the Establishment of the Coordinating Body for Migration Issues in Bosnia and Herzegovina ("BiH Official Gazette" No. 10/13, 64/13 and 1/14).

- ◊ A new Strategy in the Area of Migration and Asylum and the 2016-2020 Action Plan were developed in 2016. At its 50th session, held on 30 March 2016, the BiH Council of Ministers discussed and adopted the Strategy in the Area of Migration and Asylum and the 2016-2020 Action Plan.

## 10.2. Legal Framework

Between 2000 and 2016, five laws regulating the area of immigration and asylum in BiH have been passed.

- ◊ The first regulation governing immigration and asylum issues at the state level was the **Law on Immigration and Asylum of Bosnia and Herzegovina**, which entered into force in late 1999 (“BiH Official Gazette” No. 23/99).
- ◊ Significant progress, in terms of improving the legal framework regulating issues of movement and stay of aliens in Bosnia and Herzegovina, was made with the adoption of the **Law on Movement and Stay of Aliens and Asylum** in late 2003 (“BiH Official Gazette” No. 29/03, 4/04, and 53/07).
- ◊ The development of the EU *acquis communautaire* also imposed the need for changes or amendments to be made to a significant number of provisions of the Law adopted in 2003. In an effort to harmonise BiH immigration and asylum legislation with the EU *acquis communautaire* and the Schengen Agreement, and in order to address shortcomings that became evident with the application of the law that was implemented at the time, the new Law on Movement and Stay of Aliens and Asylum was adopted. This law entered into force in May 2008 (“BiH Official Gazette” No. 36/08). This Law was amended in November 2012 by adoption of the Law on Amendments of the Law on Movement and Stay of Aliens and Asylum (“BiH Official Gazette No. 87/12”).
- ◊ Also, the drawing up of two new laws began in 2014: the Law on Aliens and Law on Asylum. **Law on Aliens** was adopted on 10 November 2015 and entered into force on 25 November 2015 (“BiH Official Gazette” No.88/15), and **Law on Asylum** was adopted on 9 February 2016 and entered into force on 27 February 2016. (“BiH Official Gazette”, No. 11/16).

Pursuant to the provisions of the Law on Aliens (“BiH Official Gazette” number 88/15) and the Law on Asylum (“BiH Official Gazette” No. 11/16), the following by-laws were passed:

- Rulebook on the Entry and Stay of Aliens (“BiH Official Gazette” No. 25/16),
- Rulebook on the Supervision and Removal of Aliens from Bosnia and Herzegovina (“BiH Official Gazette” No. 28/16),
- Rulebook on the Protection of Aliens Victims of Trafficking in Humans (“BiH Official Gazette” No. 79/16),
- Rulebook on Standards of Functioning and Other Issues Important for the Work of the Immigration Centre (“BiH Official Gazette” No. 55/16),
- Rulebook on Content, Method of Keeping and Use of Official Records on Aliens (“BiH Official Gazette” No. 51/16),
- Rulebook on Registration of Biometric Characteristics of Aliens (“BiH Official Gazette” No. 55/16),

- Decision on Determining Legitimate Humanitarian Reasons for Extension of Temporary Stay of Nationals of the Syrian Arab Republic (“BiH Official Gazette” No. 89/16),
- Rulebook on Asylum (“BiH Official Gazette” No. 69/16),
- Rulebook on Form and Contents of the Application for Issuance of Travel Documents for Refugees (“BiH Official Gazette” No. 64/16),
- Rulebook on Form and Contents of the Travel Documents for Stateless Persons and Laissez-Passer for Aliens (“BiH Official Gazette” No. 41/16),
- Rulebook on Laissez-Passer for Aliens (“BiH Official Gazette” No. 65/16),
- Rulebook on Travel Documents for Stateless Persons (“BiH Official Gazette” No. 65/16),
- Rulebook on Travel Documents for Refugees (“BiH Official Gazette” No. 65/16),
- Decision on Determining the Annual Quota of Work Permits for Aliens in BiH for 2016 (“BiH Official Gazette” No. 100/15),
- Decision on the Minimum Amount of Means of Subsistence Needed to Support an Alien during the Intended Stay in BiH (“Official Gazette” No. 95/16),
- Decision on the Determination of International Border Crossings in Bosnia and Herzegovina for Issuing Visas (Official Gazette of BiH No. 66/16).

Pursuant to the provisions of the Law on Movement and Stay of Aliens and Asylum (“BiH Official Gazette” No. 36/08 and 87/12), the following bylaws shall remain in force until the adoption of new subordinate regulations under the Law on Aliens and the Law on Asylum:

- Rulebook on Coverage of the Costs of Return and Placement of an Alien under Supervision (“BiH Official Gazette” no. 2/09),
- Rulebook on Obligations of Transporters and Tour Operators or Similar Travel (“BiH Official Gazette” No. 17/09 and 69/13),
- Rulebook on the Central Database of Aliens (“BiH Official Gazette” No. 30/10 and 78/13),
- Rulebook on Standards of Functioning and Other Issues Important for the Work of the Asylum Center (“BiH Official Gazette” No. 86/09),
- Decision on Visas (“Official Gazette of BiH” No. 3/15),
- Rulebook on Issuance of Long-stay Visas (D VISA) and Procedure for issuing such Visas (“BiH Official Gazette” no. 104/08),
- Rulebook on Issuance of Short-stay Visas (C Visa) and Airport Transit Visa (Visa “A”) in Diplomatic and Consular Missions of BiH (“BiH Official Gazette” No. 69/13),
- Rulebook on the Manner of Exercising the Right to Work of Persons with Recognized International Protection in BiH (“BiH Official Gazette” No. 83/08),
- Rulebook on the Manner of Exercising the Right to Education of Persons with Recognized International Protection in BiH (“BiH Official Gazette” no. 67/08),
- Rulebook on the Manner of Exercising the Right to Social Protection of Persons with Recognized International Protection in BiH (“BiH Official Gazette”, no. 3/09).

## 10.3. Institutional Framework

### A. State-level Bodies

#### A1. Presidency of Bosnia and Herzegovina

Comprised of three members with a rotating chair, the Presidency has the responsibility to conduct the foreign policy of Bosnia and Herzegovina, including the ratification or suspension of treaties with the consent of the Parliamentary Assembly and representation and attainment of membership within international and European organisations and institutions.

#### A2. Council of Ministers

The Council of Ministers of Bosnia and Herzegovina is an executive body. It is comprised of the Chairman and nine national ministries and it operates at the state-level as the central government of Bosnia and Herzegovina. Its duties include the adoption of decisions, conclusions and resolutions, proposals and draft laws, reports, strategic documents, programmes, agreements, protocols and other acts. Each Minister has a Deputy from a different constituent ethnic group.

Below is a list of ministries, administrative organisations and other bodies with responsibilities directly related to migration management.

##### A2.1. Ministry of Security

The Ministry of Security was established in 2003 and is responsible for: protection of international borders; internal border crossings and regulation of traffic at border crossings of Bosnia and Herzegovina; prevention and tracing of perpetrators of criminal offences of terrorism, illicit drug trade, counterfeiting of domestic and international currencies, and trafficking in human beings, and other crimes of international or inter-entirety nature; international cooperation in all fields that fall within the responsibilities of the Ministry; collection and use of data important for the security of Bosnia and Herzegovina; organisation and harmonisation of activities of the entity ministries of interior and Brcko District of Bosnia and Herzegovina with the goal of performing security tasks in the interest of Bosnia and Herzegovina. The Ministry of Security is responsible for the creation, maintenance and implementation of immigration and asylum policy in Bosnia and Herzegovina; it also regulates procedures and structure of the service related to the movement and stay of aliens in Bosnia and Herzegovina.

The Ministry of Security issues first-instance decisions on applications for international protection filed by aliens in Bosnia and Herzegovina. It is responsible for second instance decisions regarding appeals against first instance decisions made by the Service for Foreigners' Affairs and the BiH Border Police in accordance with the Law on Movement and Stay of Aliens and Asylum.

- **BiH Border Police**

Established in 2000, the Bosnia and Herzegovina Border Police (originally the State Border Service) is the police body responsible for: the surveillance and control of the cross border movement of goods and persons; the protection of state borders; the protection of the lives and health of people; the prevention of criminal acts and tracking of criminals;

the prevention of illegal cross-border migration and prevention and tracking of other threats to public security, legal system and national security. Since the establishment of the Ministry of Security in 2003, the BiH Border Police has been its comprising element.

The BiH Border Police enforces immigration laws by: controlling the movement of aliens across the borders of Bosnia and Herzegovina, pursuant to the Law on Movement and Stay of Aliens and Asylum; denying the entry of aliens to Bosnia and Herzegovina when they do not meet the requirements for entry; and issues decisions on refusal of entry under certain circumstances, on refusal of entry; issuing visas at border crossings in exceptional circumstances as defined by the Law; revoking visas or shortening their duration. An alien can express to the Border Police his/her intention to submit an application for asylum in Bosnia and Herzegovina; keeping records and exchanging data in this field.

- **Service for Foreigners' Affairs**

The Service for Foreigners' Affairs is an administrative organisation within the Ministry of Security. It has operational independency to perform duties and solve issues within its competence. The Service was established to: perform administrative and inspection activities related to the movement and stay of aliens in Bosnia and Herzegovina; issue decisions on administrative matters related to applications submitted by aliens; and to perform other duties pursuant to the Law on Movement and Stay of Aliens and Asylum, and other laws and regulations related to the movement and stay of aliens. The Service for Foreigners' Affairs was established under the Law on Service for Foreigners' Affairs in 2005, and it commenced its operations on 1 October 2006.

- **State Investigation and Protection Agency (SIPA)**

The State Investigation and Protection Agency (SIPA) is an administrative organisation within the Ministry of Security of Bosnia and Herzegovina, with operational independence in its work. SIPA was established to perform police duties. Its responsibilities, as defined by the relevant Law, include preventing, tracing and investigating criminal acts that fall under the competence of the Court of Bosnia and Herzegovina. In particular, SIPA deals with acts of organised crime, terrorism, war crimes, trafficking in humans, and other crimes against humanity and values protected by international law. In its present capacity, SIPA began operations in 2004, replacing the "State Information and Protection Agency."

### **A.2.2. Intelligence and Security Agency (OSA)**

In terms of immigration legislation, the Intelligence and Security Agency is responsible for security checks of aliens to determine potential risks to the security of Bosnia and Herzegovina.

### **A.2.3. Ministry for Human Rights and Refugees**

The Ministry for Human Rights and Refugees is responsible for: monitoring and implementing international conventions and other documents that relate to human rights and basic freedoms; defining and implementing activities fulfilling the obligations of Bosnia and Herzegovina for accession to the European Union, with particular concern for the European Convention on Human Rights and Fundamental Freedoms and its Protocols; monitoring and compiling overviews on human rights standards and activities;



taking care of the rights and concerns of refugees in Bosnia and Herzegovina once their status as refugees has been determined; admission and accommodation for BiH citizens who are returning to Bosnia and Herzegovina on the basis of the Agreement on readmission for a period of 30 days, defining and implementing the policy of Bosnia and Herzegovina in regards to emigration and the return of refugees and displaced persons to Bosnia and Herzegovina, including reconstruction projects and the provision of other conditions for sustainable return, and creating the BiH policy towards the Diaspora.

#### **A.2.4. Ministry of Foreign Affairs**

The Ministry of Foreign Affairs is responsible for the: implementation of Bosnia and Herzegovina's foreign policy; development of international relations; representation of Bosnia and Herzegovina in diplomatic relations; cooperation with international organisations; proposals to the Presidency related to the country's participation in the work of international organisations; preparation of bilateral and multilateral agreements; performance of duties related to the residence and protection of the rights of BiH nationals with temporary or permanent residence abroad and of legal persons from BiH abroad; and, for the incitement, development and coordination of cooperation with emigrants from Bosnia and Herzegovina.

In the field of implementation of immigration legislation, the Ministry of Foreign Affairs prepares for the Council of Ministers proposals of decisions on states whose citizens do not need visas for entering Bosnia and Herzegovina; proposals of decisions on countries whose citizens can enter Bosnia and Herzegovina with a document other than a passport; and proposals of decisions on exempting holders of certain types of travel documents from visa requirements.

In addition, the Ministry of Foreign Affairs implements migration policy by issuing visas through DCMs of Bosnia and Herzegovina, and decides on the extension of short-term visas (C-Visa) in exceptional circumstances, pursuant to the Law on Movement and Stay of Aliens and Asylum.

#### **A.2.5. Ministry of Justice**

The Ministry of Justice is responsible for administrative functions related to state level judicial bodies and international and inter-entity judicial cooperation. It ensures that the legislation of Bosnia and Herzegovina and its implementation are in line with the obligations of Bosnia and Herzegovina under international treaties. The Ministry of Justice cooperates with the Ministry for Foreign Affairs and entities in drafting international bilateral and multilateral agreements. It acts as a central coordinating body for harmonising legislation and standards of the judicial system between entities; extradition; administrative inspection of the implementation of laws; and for issues relating to associations of citizens, and keeping records of association of citizens and NGOs that operate in Bosnia and Herzegovina.

The Ministry of Justice inspects administrative procedures of all ministries and other civil bodies, including those responsible for migration management and asylum.

### **A.2.6. Ministry of Civil Affairs**

The Ministry of Civil Affairs is responsible for activities related to citizenship, registration and records of citizens, protection of personal data, registration of domicile and residence, identification and travel documents, and other activities prescribed by law.

In terms of its migration duties, the Ministry of Civil Affairs is responsible for defining travel documents for aliens.

### **A.2.7. Directorate for European Integration**

The Directorate for European Integration was formed in 2002 under the BiH Council of Ministers Law with the task of coordinating the process of integration of BiH into the EU. The Directorate assumed the responsibilities of the former Ministry for European Integration of Bosnia and Herzegovina. The Directorate for European Integration coordinates the harmonisation of Bosnia and Herzegovina's legal system with the EU *acquis communautaire*.

### **A.2.8. Court of BiH**

The Court of BiH has jurisdiction over criminal acts relating to violations of state laws and can also act in inter-entity disputes over the legal meaning and implementation of state laws. The Court of BiH can also adjudicate on cases involving international treaties, and international or national criminal law.

Within its responsibilities related to crime, the Court of Bosnia and Herzegovina has jurisdiction over crimes defined by the Criminal Code of Bosnia and Herzegovina and other laws of Bosnia and Herzegovina. Within its administrative responsibilities, the Court of Bosnia and Herzegovina has jurisdiction over appeals against final administrative decisions. Within its appellate responsibilities, the Court of Bosnia and Herzegovina hears appeals of, and decides on legal remedies, for decisions delivered by the Criminal or Administrative Division of the Court. However, the Court of Bosnia and Herzegovina does not hear appeal requests to reopen proceedings.

In terms of its immigration duties, the Court of Bosnia and Herzegovina is a body of second instance and decides on appeals related to international protection decisions by the Ministry of Security. This function stems from the fact that all immigration decisions adopted by the Ministry of Security are subject to judicial review.

### **A.2.9. Constitutional Court**

The Constitutional Court acts at the state level. It has exclusive jurisdiction to decide any dispute that arises under the Constitution between the Entities, Bosnia and Herzegovina and an Entity or Entities, or between the institutions of Bosnia and Herzegovina. The Constitutional Court may decide whether a provision of an Entity's constitution or law is consistent with the Constitution. The appellate jurisdiction of the Constitutional Court is established by the Constitutional provision, which states that the Court "has appellate jurisdiction over issues under this Constitution arising out of a judgment of any court in Bosnia and Herzegovina." The Constitutional Court has jurisdiction to establish whether a law is compatible with the BiH Constitution, with the European Convention for Human Rights and Fundamental Freedoms and its Protocols, or with the laws of Bosnia

and Herzegovina. It may also decide the existence or scope of a general rule of public international law.

## **B. Entity-level Bodies**

The increasing responsibility of state bodies over migration management directly impacts the role of entity level actors. Prior to the establishment of the BiH Border Police (former State Border Service in 2000), Ministries of Interior (Mols) at the entity level had wide authority in migration management. This authority included border control and the operation of a ‘Department for Foreigners’ within each Mol. Currently, the responsibility for enforcing in-country migration management has shifted from the cantonal/regional level of each Mol to the recently established Service for Foreigners’ Affairs within the Ministry of Security. The Service was established to reform an under-funded and decentralised system under which Inspectors for Aliens operated and who were highly ineffective as their authority was limited to their canton or entity. In addition, the Inspectors’ powers varied according to cantonal/entity legislation. Poor communication between Inspectors and entity and state bodies resulted in a lack of harmonised activities and centralisation of data.

### **B1. Republika Srpska**

#### **B1.1. RS Ministry of Interior**

The RS Ministry of Interior is responsible for civil and security related investigations. It also supports state migration management bodies, primarily the Service for Foreigners’ Affairs, in registering the arrival or departure of aliens, and on request of the Service for Foreigners’ Affairs supports the forcible removal of aliens from Bosnia and Herzegovina. It also carries out identity and nationality checks regarding requests for the return of BiH citizens under readmission agreements.

#### **B1.2. Ministry of Administration and Local Self-Governance**

The Ministry of Administration and Local Self-Governance performs administrative tasks relating to citizenship, registries, personal names, personal identity numbers, and other duties pursuant to the laws and regulations of Republika Srpska and Bosnia and Herzegovina.

### **B2. Federation of Bosnia and Herzegovina**

#### **B2.1. FBiH Ministry of Interior**

The FBiH Ministry of Interior is responsible for preventing, tracking and apprehending the perpetrators of: international crime, terrorism, drug trade, and organised crime. As part of its crime fighting efforts, the FBiH Ministry of Interior also initiates and announces INTERPOL, federal, and inter-cantonal searches and cooperates with prosecutors’ offices to investigate criminal acts. The FBiH Ministry of Interior also deals with issues relating to citizenship in the Federation of Bosnia and Herzegovina and the protection of human rights and civil freedoms, and with other activities from its jurisdiction.

In terms of immigration legislation, the Ministry provides support to the Service for Foreigners’ Affairs in the forcible removal of aliens from Bosnia and Herzegovina, and it

also carries out identity and nationality checks regarding requests for the return of BIH citizens under readmission agreements.

### **B2.2. Cantonal Ministries of Interior**

The Cantonal Ministries of Interior support the Service for Foreigners' Affairs in immigration matters by assisting in registering the arrival or departure of aliens and forcible removal of aliens from Bosnia and Herzegovina on request by the Service for Foreigners' Affairs, and it also carries out identity and nationality checks regarding requests for the return of BIH citizens under readmission agreements.

### **B3. Brcko District of Bosnia and Herzegovina**

In terms of immigration legislation, police of the Brcko District of Bosnia and Herzegovina is responsible to provide support to the Service for Foreigners' Affairs, when requested, to assist in the forcible removal of aliens from Bosnia and Herzegovina, and also to carry out identity and nationality checks regarding requests for the return of BIH citizens under readmission agreements.

# ANNEXES

- ANNEX 1** SUMMARY OF MIGRATION TRENDS
- ANNEX 2** VISAS ISSUED BY BiH DIPLOMATIC AND CONSULAR MISSIONS IN 2015 AND 2016
- ANNEX 3** VISAS ISSUED AT THE BiH BORDER IN 2015 AND 2016
- ANNEX 4** REFUSALS OF ENTRY AT THE BiH BORDER IN 2015 AND 2016
- ANNEX 5** ILLEGAL CROSSINGS OF THE BiH BORDER IN 2015 AND 2016
- ANNEX 6** TEMPORARY RESIDENCE PERMITS ISSUED IN BiH IN 2015 AND 2016
- ANNEX 7** PERMANENT RESIDENCE PERMITS ISSUED IN BiH IN 2015 AND 2016
- ANNEX 8** MEASURES IMPOSED ON ALIENS IN 2016
- ANNEX 9** APPLICATIONS FOR INTERNATIONAL PROTECTION (ASYLUM) SUBMITTED TO RELEVANT STATE BODIES FROM 2007 TO 2016
- ANNEX 10** NUMBER OF WORK PERMITS ISSUED TO ALIENS IN BiH IN 2015 AND 2016

## ANNEX 1

## SUMMARY OF MIGRATION TRENDS

INDICATOR / YEAR	2007	2008	2009	2010	2011	2012	2013	2014	2015	2016	
Visas issued by DCMs	12,071	10,139	9,284	9,623	11,126	11,482	12,107	16,351	16,970	22,862	
Visas issued at the border	735	684	345	327	248	150	93	58	120	66	
Refusals of entry into BiH	6,618	3,102	5,103	3,514	3,830	2,998	2,079	1,987	2,432	2,243	
Illegal crossing of the state border	851	543	381	322	324	389	228	189	179	218	
Entries	497	368	188	180	203	283	164	116	133	141	
Exits	354	175	193	142	121	106	64	73	46	77	
Temporary residence permits	5,513	5,971	7,512	8,131	7,661	8,838	9,953	11,022	12,633	11,519	
Permanent residence permits	136	215	359	315	308	401	713	763	808	799	
Revoked non-visa or temporary residence	229	484	530	397	364	947	430	817	670	508	
Revoked non-visa or temporary residence and deportation				73	104	182	123	59	52	31	
Revoked permanent residence	20	32	36	106	191	54	57	83	63	52	
Expulsion orders	822	787	474	410	309	562	279	380	294	418	
Foreign nationals placed under supervision		198	191	354	266	520	274	251	210	313	
Immigration Centre		198	191	312	218	453	236	218	193	311	
Certain area or place				42	48	67	38	33	17	2	
Number of the conclusion on the approval of the execution of the decision on deportation	75	172	22	19	8	14	1	5	5	18	
Foreign nationals returned from BiH based on readmission agreements			87	101	81	292	117	57	29	156	
Voluntary return with the Service for Foreigners' Affairs assistance						160	159	169	179	246	
Voluntary returns of irregular migrants (with IOM assistance)	261	44	226	341	244	88	209	104	197	148	
BiH nationals	28	16	73	87	71	88	209	104	197	148	
Foreign nationals from BiH	233	28	153	254	173	0	0	0	0	0	
Readmission of foreign nationals based on Readmission Agreement with the Republic of Croatia	240	248	122	119	88	75	75	55	42	105	
Persons seeking asylum in BiH	581	95	71	64	46	53	100	45	46	79	
Work permits issued to foreign nationals during the year	2,696	2,993	2,592	2,325	2,607	2,573	2,563	2,197	2,465	2,628	
Foreign nationals granted BiH citizenship	1,190	1,159	945	827	718	817	649	676	641	682	
“Number of emigrants originating from the BiH including progeny of emigrants who were born in the receiving state (estimate of the Ministry for Human Rights and Refugees in BiH)”								2,000,000			
BiH Population (Bosnia and Herzegovina in numbers 2016, Agency for Statistics BiH, 2016; “BiH Official Gazette” No. 60/16)								3,531,159			

## ANNEX 2

## VISAS ISSUED BY BiH DIPLOMATIC AND CONSULAR MISSIONS IN 2015 AND 2016

No.	COUNTRY	2015	2016	+/- (%) (2016/2015)
1	Afghanistan	41	27	-34.15%
2	Algeria	33	15	-54.55%
3	Armenia		26	-
4	Azerbaijan	9	1	-88.89%
5	Bahamas	2		-100.00%
6	Bahrain	22		-100.00%
7	Bangladesh	31	44	41.94%
8	Benin	2		-100.00%
9	Bhutan	1		-100.00%
10	Bjelandus	31	42	35.48%
11	Botswana		2	-
12	Brazil		5	-
13	Burkina Faso	1	3	200.00%
14	Burundi	1		-100.00%
15	Cambodia		2	-
16	Cameroon	9	12	33.33%
17	Cape Verde	1		-100.00%
18	Central African Republic		1	-
19	Chad		1	-
20	China	971	497	-48.82%
21	Columbia	14	488	3385.71%
22	Comoros	178	246	38.20%
23	Congo Democratic Republic	3	8	166.67%
24	Costa Rica		3	-
25	Cuba	4	12	200.00%
26	Djibuti	12	4	-66.67%
27	Dominican Republic	11	6	-45.45%
28	East Timor	1		-100.00%
29	Ecuador	4		-100.00%
30	Egypt	478	557	16.53%
31	Eritrea	12	16	33.33%
32	Ethiopia	52	60	15.38%
33	Gambia		1	-
34	Georgia	160	93	-41.88%
35	Ghana	10	13	30.00%
36	Grenada	1	2	100.00%
37	Guinea		1	-
38	Guyana		1	-
39	Haiti	1	2	100.00%
40	India	438	537	22.60%
41	Indonesia	359	316	-11.98%
42	Iran	276	231	-16.30%
43	Iraq	141	122	-13.48%

Red. br.	DRŽAVA	2015	2016	+/- (%) (2016/2015)
44	Israel	2		-100.00%
45	Ivory Coast	3	8	166.67%
46	Jamaica	2	3	50.00%
47	Jordan	577	1,011	75.22%
48	Kazakhstan	163	20	-87.73%
49	Kenya	28	22	-21.43%
50	Korea, DPR	2		-100.00%
51	Kosovo*	793	734	-7.44%
52	Kuwait		1	-
53	Kyrgyzstan	70	26	-62.86%
54	Laos	4	1	-75.00%
55	Lebanon	4,390	5,066	15.40%
56	Lesotho	7	2	-71.43%
57	Libya	647	250	-61.36%
58	Madagascar	4		-100.00%
59	Malawi	6		-100.00%
60	Malaysia		1	-
61	Maldives		2	-
62	Mali	1	1	0.00%
63	Mauritania		4	-
64	Moldova	93	19	-79.57%
65	Mongolia	29	10	-65.52%
66	Morocco	39	41	5.13%
67	Mozambique		2	-
68	Myanmar	1	3	200.00%
69	Namibia		1	-
70	Nepal	36	32	-11.11%
71	Niger	2		-100.00%
72	Nigeria	8	20	150.00%
73	Pakistan	131	149	13.74%
74	Palestine	216	138	-36.11%
75	Peru	5	123	2360.00%
76	Philippines	264	382	44.70%
77	Russian Federation	117	89	-23.93%
78	Rwanda		2	-
79	Saint Lucia	2	1	-50.00%
80	Samoa	1		-100.00%
81	Sao Tome and Principe		1	-
82	Saudi Arabia	4,386	10,023	128.52%
83	Senegal	2	2	0.00%
84	Sierra Leone	16	1	-93.75%
85	Somalia	7	26	271.43%
86	South Africa	126	47	-62.70%
87	Sri Lanka	51	83	62.75%
88	Sudan	65	49	-24.62%
89	Syrian Arab Republic	465	246	-47.10%
90	Tajikistan	33	13	-60.61%



Red. br.	DRŽAVA	2015	2016	+/- (%) (2016/2015)
91	Tanzania	4	2	-50.00%
92	Thailand	46	29	-36.96%
93	Togo	2		-100.00%
94	Tokelau	1		-100.00%
95	Trinidad and Tobago	9	5	-44.44%
96	Tunisia	35	37	5.71%
97	Turkmenistan	27	4	-85.19%
98	Uganda	42	14	-66.67%
99	Ukraine	41	24	-41.46%
100	United Arab Emirates	22		-100.00%
101	Unknown nationality	266	350	31.58%
102	Uzbekistan	54	34	-37.04%
103	Vietnam	172	101	-41.28%
104	Yemen	138	204	47.83%
105	Zambia	4		-100.00%
106	Zimbabwe	3	6	100.00%
<b>TOTAL:</b>		<b>16,970</b>	<b>22,862</b>	<b>34.72%</b>

\* This designation is without prejudice to positions on status, and is in line with UNSCR 1244 and the ICJ Opinion on the Kosovo Declaration of Independence.

## ANNEX 3

## VISAS ISSUED AT THE BiH BORDER IN 2015 AND 2016

No.	COUNTRY	2015	2016	+/- (%) (2016/2015)
1	Algeria	19		-100.00%
2	Armenia	26		-100.00%
3	Bahrain	7		-100.00%
4	Bangladesh		1	-
5	Benin		1	-
6	Burundi	1		-100.00%
7	Cameroon	3	6	100.00%
8	China		1	-
9	Columbia		2	-
10	Congo Democratic Republic		4	-
11	Egypt	4		-100.00%
12	Ethiopia		1	-
13	Georgia	3	3	0.00%
14	Ghana		3	-
15	Haiti	1		-100.00%
16	Indonesia		1	-
17	Iran		3	-
18	Iraq	1	5	400.00%
19	Ivory Coast	2		-100.00%
20	Jordan	3		-100.00%
21	Kazakhstan	4	4	0.00%
22	Kenya		2	-
23	Kyrgyzstan	1		-100.00%
24	Lebanon		1	-
25	Liberia	1		-100.00%
26	Libya		1	-
27	Mali		2	-
28	Mauritania	1		-100.00%
29	Moldava	2		-100.00%
30	Morocco	5		-100.00%
31	Mozambique	3		-100.00%
32	Myanmar	2		-100.00%
33	Namibia		3	-
34	Nepal	1		-100.00%
35	Nigeria	1	5	400.00%
36	Pakistan		2	-
37	Palestine	1	1	0.00%
38	Peru	9		-100.00%
39	Philippines	1		-100.00%
40	Saudi Arabia		1	-
41	Sierra Leone	1	1	0.00%
42	South Africa	6	3	-50.00%
43	Sri Lanka	1		-100.00%

Red. br.	DRŽAVA	2015	2016	+/- (%) (2016/2015)
44	Syrian Arab Republic	2		-100.00%
45	Tajikistan		1	-
46	Tanzania	1		-100.00%
47	Thailand	1	3	200.00%
48	Tunisia	2	1	-50.00%
49	Uganda	1	4	300.00%
50	Uzbekistan	1		-100.00%
51	Yemen	2		-100.00%
<b>TOTAL:</b>		<b>120</b>	<b>66</b>	<b>-45.00%</b>

## ANNEX 4

## REFUSALS OF ENTRY AT THE BiH BORDER IN 2015 AND 2016

No.	COUNTRY	2015	2016	+/- (%) (2016/2015)
1	Afghanistan	1		-100.00%
2	Albania	19	42	121.05%
3	Armenia	2		-100.00%
4	Australia		3	-
5	Austria	71	72	1.41%
6	Azerbaijan	1	1	0.00%
7	Bangladesh		14	-
8	Belarus	17	16	-5.88%
9	Belgium	1	6	500.00%
10	Benin	1		-100.00%
11	Brazil	1		-100.00%
12	Bulgaria		3	-
13	Burkina Faso	1		-100.00%
14	Canada	2	1	-50.00%
15	China	11	2	-81.82%
16	Columbia	4	147	3575.00%
17	Comoros	1		-100.00%
18	Congo Democratic Republic	2	1	-50.00%
19	Croatia	343	383	11.66%
20	Cuba	2	11	450.00%
21	Czech Republic	1	3	200.00%
22	Denmark	6	1	-83.33%
23	Dominican Republic	6	8	33.33%
24	East Timor		9	-
25	Ecuador	1	2	100.00%
26	Egypt	2	6	200.00%
27	Finland	2		-100.00%
28	France	9	7	-22.22%
29	Georgia	2	2	0.00%
30	Germany	93	79	-15.05%
31	Ghana		1	-
32	Greece		3	-
33	Hungary	16	9	-43.75%
34	India	2	6	200.00%
35	Indonesia	2	2	0.00%
36	Iran		3	-
37	Iraq	2	1	-50.00%
38	Ireland	2	1	-50.00%
39	Israel		1	-
40	Italia	19	19	0.00%
41	Ivory Coast		1	-
42	Jordan	10	1	-90.00%

No.	COUNTRY	2015	2016	+/- (%) (2016/2015)
43	Kazakhstan	34	16	-52.94%
44	Kosovo*	698	644	-7.74%
45	Kyrgyzstan		1	-
46	Latvia	1		-100.00%
47	Lebanon	4	9	125.00%
48	Libya	7	3	-57.14%
49	Lithuania	1	1	0.00%
50	Macedonia	57	26	-54.39%
51	Malta	1		-100.00%
52	Moldova	69	4	-94.20%
53	Montenegro	34	34	0.00%
54	Morocco	4	2	-50.00%
55	Norway	4	4	0.00%
56	Pakistan	1	6	500.00%
57	Palau		1	-
58	Palestine	6	3	-50.00%
59	Peru	2	51	2450.00%
60	Philippines	2	3	50.00%
61	Poland	22	31	40.91%
62	Portugal	1		-100.00%
63	Qatar		1	-
64	Romunia	6	1	-83.33%
65	Russian Federation	6	1	-83.33%
66	Saudi Arabia	6	21	250.00%
67	Serbia	165	104	-36.97%
68	Slovakia	3	2	-33.33%
69	Slovenia	44	35	-20.45%
70	South Africa	2	4	100.00%
71	Spain	5	18	260.00%
72	Sri Lanka		3	-
73	Sudan	1	5	400.00%
74	Sweden	4	3	-25.00%
75	Switzerland	15	10	-33.33%
76	Syrian Arab Republic	2	4	100.00%
77	Tajikistan		1	-
78	Thailand	1	1	0.00%
79	The Netherlands	10	4	-60.00%
80	Trinidad and Tobago	1	4	300.00%
81	Tunisia	6	5	-16.67%
82	Turkey	531	286	-46.14%
83	Uganda		1	-
84	Ukraine	1	1	0.00%
85	United Arab Emirates	5		-100.00%
86	United Kingdom	1	4	300.00%
87	United States of America	2	3	50.00%
88	Unknown nationality	9	13	44.44%

No.	COUNTRY	2015	2016	+/- (%) (2016/2015)
89	Vietnam		1	-
90	Without nationality	2		-100.00%
91	Yemen	1		-100.00%
92	Zambia		1	-
<b>TOTAL:</b>		<b>2,432</b>	<b>2,243</b>	<b>-7.77%</b>

\* This designation is without prejudice to positions on status, and is in line with UNSCR 1244 and the ICJ Opinion on the Kosovo Declaration of Independence.

## ANNEX 5

## ILLEGAL CROSSINGS OF THE BiH BORDER IN 2015 AND 2016

No.	COUNTRY	2015	2016	+/- (%) (2016/2015)
1	Afghanistan	4		-100.00%
2	Albania	8	7	-12.50%
3	Armenia	3		-100.00%
4	Azerbaijan		1	-
5	Belgium		16	-
6	Bosnia and Herzegovina	77	52	-32.47%
7	China	1		-100.00%
8	Columbia		5	-
9	Congo Democratic Republic	1		-100.00%
10	Croatia	13	16	23.08%
11	Cuba		2	-
12	Finland	1		-100.00%
13	France		2	-
14	Germany		2	-
15	Hungary	1		-100.00%
16	India		4	-
17	Iran		2	-
18	Iraq	3	1	-66.67%
19	Ireland		1	-
20	Italy		9	-
21	Jordan		1	-
22	Kosovo*	3	16	433.33%
23	Lebanon		1	-
24	Montenegro	8	6	-25.00%
25	Morocco		2	-
26	Pakistan	1	8	700.00%
27	Palestine		1	-
28	Serbia	14	19	35.71%
29	Slovenia		1	-
30	Sri Lanka		8	-
31	Syrian Arab Republic		7	-
32	The Netherlands		3	-
33	Turkey	35	25	-28.57%
34	Unknown nationality	6		-100.00%
<b>TOTAL:</b>		<b>179</b>	<b>218</b>	<b>21.79%</b>

\* This designation is without prejudice to positions on status, and is in line with UNSCR 1244 and the ICJ Opinion on the Kosovo Declaration of Independence.

## ANNEX 6

## TEMPORARY RESIDENCE PERMITS ISSUED IN BiH IN 2015 AND 2016

No.	COUNTRY	2015	2016	+/- (%) (2016/2015)
1	Afghanistan	5	2	-60.00%
2	Albania	34	37	8.82%
3	Algeria	6	9	50.00%
4	Argentina	2	2	0.00%
5	Armenia	3	3	0.00%
6	Australia	25	33	32.00%
7	Austria	376	388	3.19%
8	Azerbaijan	13	12	-7.69%
9	Bahrain	2	7	250.00%
10	Bangladesh	3	5	66.67%
11	Barbados		2	-
12	Belarus	9	11	22.22%
13	Belgium	13	4	-69.23%
14	Bolivia	1	1	0.00%
15	Brazil	17	18	5.88%
16	Bulgaria	26	31	19.23%
17	Burkina Faso	2	1	-50.00%
18	Cameroon	1		-100.00%
19	Canada	36	33	-8.33%
20	Chad	3	2	-33.33%
21	Chile	3	3	0.00%
22	China	1,097	503	-54.15%
23	Columbia	4	6	50.00%
24	Congo Democratic Republic	1	2	100.00%
25	Costa Rica	8		-100.00%
26	Croatia	1,142	1,038	-9.11%
27	Cuba		1	-
28	Cyprus	1	1	0.00%
29	Czech Republic	31	36	16.13%
30	Denmark	12	17	41.67%
31	Dominican Republic	1	1	0.00%
32	Ecuador	1	1	0.00%
33	Egypt	96	116	20.83%
34	Estonia	1	1	0.00%
35	Ethiopia	4	3	-25.00%
36	Finland	6	7	16.67%
37	France	66	55	-16.67%
38	Gambia		1	-
39	Georgia	2	2	0.00%
40	Germany	391	381	-2.56%
41	Ghana	5	9	80.00%
42	Greece	20	33	65.00%
43	Guatemala	1	2	100.00%



No.	COUNTRY	2015	2016	+/- (%) (2016/2015)
44	Guinea Bissau	1		-100.00%
45	Honduras	1	1	0.00%
46	Hong Kong	2	1	-50.00%
47	Hungary	27	11	-59.26%
48	Iceland	3	2	-33.33%
49	India	30	38	26.67%
50	Indonesia	9	15	66.67%
51	Iran	27	36	33.33%
52	Iraq	11	15	36.36%
53	Ireland	5	7	40.00%
54	Israel	7	10	42.86%
55	Italy	263	244	-7.22%
56	Ivory Coast	1	1	0.00%
57	Jamaica	1	1	0.00%
58	Japan	3	3	0.00%
59	Jordan	49	65	32.65%
60	Kenya	3	8	166.67%
61	Korea, Republic	13	6	-53.85%
62	Kuwait	72	109	51.39%
63	Kyrgyzstan	5	3	-40.00%
64	Latvia	3	2	-33.33%
65	Lebanon	16	17	6.25%
66	Libya	248	191	-22.98%
67	Lithuania	6	2	-66.67%
68	Luxembourg	1		-100.00%
69	Macedonia	658	629	-4.41%
70	Madagascar	3	1	-66.67%
71	Malawi	1		-100.00%
72	Malaysia	16	5	-68.75%
73	Malta	1	1	0.00%
74	Mauritania	4	2	-50.00%
75	Mexico	6	6	0.00%
76	Moldova	29	25	-13.79%
77	Mongolia	2		-100.00%
78	Montenegro	736	718	-2.45%
79	Morocco	11	16	45.45%
80	Myanmar	1	1	0.00%
81	Namibia		2	-
82	Nepal	2	5	150.00%
83	New Zealand	2	4	100.00%
84	Nicaragua	1	1	0.00%
85	Niger	1	1	0.00%
86	Nigeria	2	1	-50.00%
87	Norway	11	12	9.09%
88	Oman		10	-
89	Pakistan	28	25	-10.71%
90	Palestine	44	28	-36.36%

No.	COUNTRY	2015	2016	+/- (%) (2016/2015)
91	Paraguay		1	-
92	Peru	2	1	-50.00%
93	Philippines	9	14	55.56%
94	Poland	39	49	25.64%
95	Portugal	5	5	0.00%
96	Qatar	10	23	130.00%
97	Romania	38	30	-21.05%
98	Russian Federation	212	187	-11.79%
99	Saudi Arabia	56	79	41.07%
100	Serbia	2,544	2,239	-11.99%
101	Singapore	2	1	-50.00%
102	Slovakia	31	31	0.00%
103	Slovenia	153	177	15.69%
104	Somalia	1	2	100.00%
105	South Africa	9	7	-22.22%
106	Spain	30	42	40.00%
107	Sri Lanka	2	1	-50.00%
108	Sudan	21	14	-33.33%
109	Swaziland	3	1	-66.67%
110	Sweden	16	21	31.25%
111	Switzerland	55	49	-10.91%
112	Syrian Arab Republic	116	166	43.10%
113	Tajikistan	5	3	-40.00%
114	Tanzania	4	2	-50.00%
115	Thailand	3	3	0.00%
116	The Netherlands	54	51	-5.56%
117	Tunisia	10	11	10.00%
118	Turkey	2,919	2,727	-6.58%
119	Uganda	3	2	-33.33%
120	Ukraine	80	64	-20.00%
121	United Arab Emirates	11	35	218.18%
122	United Kingdom	83	99	19.28%
123	United States of America	252	255	1.19%
124	Unknown nationality	2	6	200.00%
125	Uzbekistan	10	6	-40.00%
126	Venezuela	1	1	0.00%
127	Yemen	4	12	200.00%
128	Zambia	1		-100.00%
129	Zimbabwe	1	1	0.00%
<b>TOTAL:</b>		<b>12,633</b>	<b>11,519</b>	<b>-8.82%</b>

## ANNEX 7

## PERMANENT RESIDENCE PERMITS ISSUED IN BiH IN 2015 AND 2016

No.	COUNTRY	2015	2016	+/- (%) (2016/2015)
1	Albania	2	2	0.00%
2	Algeria	2	1	-50.00%
3	Austria	33	39	18.18%
4	Azerbaijan		1	-
5	Belarus	3	3	0.00%
6	Belgium		2	-
7	Brazil	1		-100.00%
8	Bulgaria	9	4	-55.56%
9	Canada		1	-
10	China	94	161	71.28%
11	Croatia	108	92	-14.81%
12	Czech Republic	7	5	-28.57%
13	Egypt	12	14	16.67%
14	Eritrea	1		-100.00%
15	Estonia	1		-100.00%
16	Finland	1		-100.00%
17	France	3	4	33.33%
18	Georgia	3		-100.00%
19	Germany	57	41	-28.07%
20	Greece		3	-
21	Hungary	3	1	-66.67%
22	India	1	3	200.00%
23	Indonesia	1	1	0.00%
24	Iran	12	17	41.67%
25	Iraq	1	1	0.00%
26	Italy	14	9	-35.71%
27	Jordan	7	11	57.14%
28	Kazakhstan	1	1	0.00%
29	Korea, DPR		1	-
30	Korea, Republic	3	2	-33.33%
31	Kuwait		1	-
32	Kyrgyzstan	1	1	0.00%
33	Latvia		1	-
34	Lebanon	1	2	100.00%
35	Libya	1	2	100.00%
36	Lithuania	2	1	-50.00%
37	Macedonia	63	59	-6.35%
38	Malaysia	1	3	200.00%
39	Mexico	1	1	0.00%
40	Moldova	9	6	-33.33%
41	Montenegro	107	50	-53.27%
42	Morocco	2	4	100.00%
43	Pakistan	6	3	-50.00%

No.	COUNTRY	2015	2016	+/- (%) (2016/2015)
44	Palestine	2	5	150.00%
45	Peru		1	-
46	Philippines		1	-
47	Poland	4	5	25.00%
48	Romania	6	16	166.67%
49	Russian Federation	36	23	-36.11%
50	Saudi Arabia	2	1	-50.00%
51	Serbia	9	6	-33.33%
52	Slovakia	7	6	-14.29%
53	Slovenia	16	9	-43.75%
54	South Africa	1		-100.00%
55	Spain		3	-
56	Sudan	9	8	-11.11%
57	Sweden	2		-100.00%
58	Switzerland	7	8	14.29%
59	Syrian Arab Republic	12	8	-33.33%
60	Thailand		1	-
61	The Netherlands	5	8	60.00%
62	Tunisia		2	-
63	Turkey	88	75	-14.77%
64	Ukraine	12	36	200.00%
65	United Kingdom	7	7	0.00%
66	United States of America	8	14	75.00%
67	Uzbekistan	1	2	100.00%
TOTAL:		808	799	-1.11%

## ANNEX 8

## MEASURES IMPOSED ON ALIENS IN 2016

No.	COUNTRY	Residence revoked		Revoked non-visa or temporary residence and expulsion	Expulsion	Placed under supervision at the Immigration Centre
		Non-visa and Temporary residence	Permanent residence			
1	Afghanistan				3	7
2	Albania	4			50	55
3	Austria	9	1		2	1
4	Azerbaijan				1	2
5	Belgium	1				
6	Brazil	1				
7	Bulgaria	3	1		3	
8	Cameroon				1	1
9	Canada	1				
10	China	63	32			
11	Columbia	17			5	1
12	Costa Rica	1				
13	Croatia	26	2	3	14	9
14	Cuba					2
15	Czech Republic	6			1	2
16	Denmark	1			1	
17	Egypt	2			3	1
18	Ethiopia				1	
19	France	1				
20	Germany	11	1		2	2
21	Ghana				1	2
22	Hungary	1				
23	India				12	12
24	Iran				3	3
25	Iraq				4	6
26	Ireland				1	1
27	Italy	15			15	1
28	Japan	1				
29	Jordan				1	1
30	Korea, Republic	1				
31	Kosovo*				26	10
32	Kuwait				2	
33	Lebanon	1		1	1	
34	Lithuania				1	
35	Macedonia	42	6		4	5
36	Madagascar				1	1
37	Moldova		1			
38	Montenegro	17	1	1	13	1
39	Morocco					2
40	Nigeria	1				

No.	COUNTRY	Residence revoked		Revoked non-visa or temporary residence and expulsion	Expulsion	Placed under supervision at the Immigration Centre
		Non-visa and Temporary residence	Permanent residence			
41	Pakistan				3	5
42	Palestine				3	3
43	Philippines				3	
44	Poland		1		1	
45	Portugal	1				
46	Romania	6	1		1	
47	Russian Federation	5		1	4	3
48	Saudi Arabia				7	
49	Serbia	163	1	20	88	62
50	Slovakia	6				
51	Slovenia	15		1	1	2
52	South Africa	1				
53	Spain	6			1	
54	Sri Lanka				8	8
55	Sweden	1			1	
56	Switzerland	4		1		1
57	Syrian Arab Republic	1			10	17
58	Tanzania					1
59	The Netherlands	2			2	
60	Turkey	63	3	3	103	80
61	Ukraine		1		1	1
62	United Arab Emirates				1	
63	United Kingdom	1				
64	United States of America	7			5	
65	Unknown nationality				3	
TOTAL:		508	52	31	418	311

\*This designation is without prejudice to positions on status, and is in line with UNSCR 1244 and the ICJ Opinion on the Kosovo Declaration of Independence.

## ANNEX 9

## APPLICATIONS FOR INTERNATIONAL PROTECTION (ASYLUM) SUBMITTED TO RELEVANT STATE BODIES FROM 2007 TO 2016

No.	COUNTRY	2007		2008		2009		2010		2011		2012		2013		2014		2015		2016		TOTAL		
		Applications	Persons	Applications	Persons	Applications	Persons	Applications	Persons	Applications	Persons	Applications	Persons	Applications	Persons	Applications	Persons	Applications	Persons	Applications	Persons	Applications	Persons	
1	Afghanistan							11	11	2	2			6	6	10	10	6	6	3	3	38	38	
2	Algeria					1	1	1	1	10	10	2	2	8	8	3	3					25	25	
3	Armenia													1	1	3	3	2	5			6	9	
4	Bangladesh	1	1											6	6	2	2	1	1			10	10	
5	Brazil	1	1																			1	1	
6	Cameroon			1	1	1	1	1	2	1	2					1	1	4	4	2	2	11	13	
7	Central African Republic															1	1					1	1	
8	China	3	3			1	1	1	1													5	5	
9	Congo, DR															1	1	1	1			2	2	
10	Congo, Republic																1	1				1	1	
11	Croatia			2	2	1	1										1	1	1	1	5	5		
12	Cuba															1	1					1	1	
13	Egypt									1	1				1	1				1	1	3	3	
14	Ethiopia							3	3	1	1				1	1						5	5	
15	Eritrea											3	3									3	3	
16	France					1	1															1	1	
17	Georgia					1	1															1	1	
18	Germany					1	1	1	1													2	2	
19	Haiti							1	1													1	1	
20	Hungary													1	1							1	1	
21	India			6	6																	6	6	
22	Iran	2	2					1	3	2	3	1	1	2	2	1	1					9	12	
23	Iraq					3	3	2	2					1	1	4	4	4	4	4	4	6	18	20
24	Jordan																				2	3	2	3
25	Kazakhstan							1	1													1	1	
26	Kenya																			2	2	2	2	
27	Libya											2	2									2	2	
28	Lithuania	1	1																			1	1	
29	Macedonia	1	1	4	7																	5	8	
30	Mali																	1	1			1	1	
31	Moldova											1	1									1	1	
32	Montenegro	2	2															1	1			3	3	
33	Morocco									5	6	2	2			2	2			2	2	11	12	
34	Myanmar											1	1									1	1	
35	Nigeria					1	1			1	1			1	1							3	3	
36	Pakistan	2	2	1	1			1	1	4	4			2	2					11	12	21	22	

No.	COUNTRY	2007		2008		2009		2010		2011		2012		2013		2014		2015		2016		TOTAL	
		Applications	Persons	Applications	Persons	Applications	Persons	Applications	Persons	Applications	Persons	Applications	Persons	Applications	Persons	Applications	Persons	Applications	Persons	Applications	Persons	Applications	Persons
37	Palestine			1	2					4	4	2	2	1	1	1	1	3	3	1	1	13	14
38	Philippines																			1	1	1	1
39	Poland			1	1																	1	1
40	Romania							1	1													1	1
41	Russian Federation					1	1															1	1
42	Serbia	132	564	28	73	17	55	12	35	7	9	3	3	4	8	1	1	3	3	6	8	213	759
43	Sierra Leone																	5	5			5	5
44	Somalia									1	1			1	1	2	2					4	4
45	Sri Lanka	3	3	1	1									1	1	1	1					6	6
46	Sudan															4	4					4	4
47	Syrian Arab Republic	1	1			1	2	1	1			22	35	36	59	4	4	5	5	17	18	87	125
48	Tunisia					1	1			2	2	1	1									4	4
49	Turkey			1	1	1	1							1	1			2	3	13	19	18	25
50	Ukraine															1	1	1	1			2	2
51	United States of America															1	1					1	1
52	Without nationality													1	1							1	1
<b>TOTAL:</b>		<b>149</b>	<b>581</b>	<b>46</b>	<b>95</b>	<b>32</b>	<b>71</b>	<b>38</b>	<b>64</b>	<b>41</b>	<b>46</b>	<b>40</b>	<b>53</b>	<b>73</b>	<b>100</b>	<b>45</b>	<b>45</b>	<b>42</b>	<b>46</b>	<b>66</b>	<b>79</b>	<b>572</b>	<b>1,180</b>



## ANNEX 10

## NUMBER OF WORK PERMITS ISSUED TO ALIENS IN BiH IN 2015 AND 2016

No.	COUNTRY OF ORIGIN	2015	2016	+/- (%) (2016/2015)
1	Albania	2	3	50.00%
2	Algeria	1	3	200.00%
3	Australia	1	3	200.00%
4	Austria	43	37	-13.95%
5	Azerbaijan	1	5	400.00%
6	Bahrain	5	6	20.00%
7	Bangladesh	1	2	100.00%
8	Belarus	3	2	-33.33%
9	Belgium	2	3	50.00%
10	Bolivia	1	2	100.00%
11	Brazil	9	5	-44.44%
12	Bulgaria	6	12	100.00%
13	Cameroon	4		-100.00%
14	Canada	9	6	-33.33%
15	China	238	171	-28.15%
16	Columbia		1	-
17	Croatia	214	197	-7.94%
18	Cuba		1	-
19	Czech Republic	8	11	37.50%
20	Denmark	1		-100.00%
21	Egypt	37	53	43.24%
22	Ethiopia	1	2	100.00%
23	Finland		1	-
24	France	9	8	-11.11%
25	Germany	45	40	-11.11%
26	Ghana	4		-100.00%
27	Greece	6	3	-50.00%
28	Hungary	10	4	-60.00%
29	India	13	15	15.38%
30	Iran	6	14	133.33%
31	Iraq	11	10	-9.09%
32	Ireland	3	2	-33.33%
33	Italy	109	128	17.43%
34	Ivory Coast	1	1	0.00%
35	Izrael	2	4	100.00%
36	Japan	1	1	0.00%
37	Jordan	9	16	77.78%
38	Kenya		1	-
39	Korea, Demokrtic Republic	1	1	0.00%
40	Korea, Republic	1	3	200.00%
41	Kuwait	75	118	57.33%
42	Kyrgyzstan	1	1	0.00%
43	Lebanon	2	8	300.00%

No.	COUNTRY OF ORIGIN	2015	2016	+/- (%) (2016/2015)
44	Libya	25	31	24.00%
45	Lithuania	2		-100.00%
46	Macedonia	43	51	18.60%
47	Malaysia	3	1	-66.67%
48	Montenegro	74	62	-16.22%
49	Morocco		2	-
50	Nepal	1	1	0.00%
51	Netherland Antilles	1		-100.00%
52	New Zeland	1		-100.00%
53	Nigeria	2	2	0.00%
54	Norway	1		-100.00%
55	Oman	2	5	150.00%
56	Pakistan	3	8	166.67%
57	Palestine	2	2	0.00%
58	Poland	10	8	-20.00%
59	Portugal	1		-100.00%
60	Qatar	13	32	146.15%
61	Romania	8	6	-25.00%
62	Russian Federation	49	67	36.73%
63	Saudi Arabia	54	63	16.67%
64	Serbia	701	752	7.28%
65	Slovakia	9	9	0.00%
66	Slovenia	59	66	11.86%
67	South Africa	1	1	0.00%
68	Spain	11	13	18.18%
69	Sri Lanka		1	-
70	Swaziland	1		-100.00%
71	Sweden	3	4	33.33%
72	Switzerland	5	5	0.00%
73	Syrian Arab Republic	46	77	67.39%
74	Tajikistan		1	-
75	The Netherlands	17	14	-17.65%
76	Turkey	353	322	-8.78%
77	Ukraine	10	10	0.00%
78	United Arab Emirates	24	55	129.17%
79	United Kingdom	9	13	44.44%
80	United States of America	23	33	43.48%
81	Vietnam	1		-100.00%
82	Yemen	1	7	600.00%
<b>UKUPNO:</b>		<b>2,465</b>	<b>2,628</b>	<b>6.61%</b>



